

SCBA Cattle Registry Program

Written by: Lisa Vorce
Senepol Cattle Breeders Association
PO Box 429 O'Fallon, IL 62269

Overview of website

www.senepolcattle.com

The screenshot shows a web browser window displaying the homepage of the Senepol Cattle Breeders Association. The browser's address bar shows the URL <http://www.senepolcattle.com/>. The page features a blue header with the association's name and navigation links. A left sidebar contains a menu of links, and the main content area includes a photo of a brown cow and a logo with the text "Senepol Tender Beef Heat Tolerant".

Welcome to the Senepol Cattle Breeders Association website | Senepol Cattle Breeders Associatio...

File Edit View History Bookmarks Tools Help

[http://www.senepolcattle.com/](#) Google

Google Google Translate List Whole herd statuses SCBA log in page Certs with EPDs SCBA website log in phone book reverse lo...

Main Menu Welcome to the Senepol Cattle Breeders Association website

Forms | Member Search | Animal Search | Contact Us

Senepol Cattle Breeders Association

- Home
- President's Corner
- News
- Articles
- About the SCBA
- Senepol World
- Fee Schedule
- Links to SCBA breeder websites

Senepol Cattle



- History
- Breed Characteristics
- Photo Gallery
- Brochure

Registry System

Log into the SCBA Cattle Registry System

Home

Welcome to the Senepol Cattle Breeders Association website



1-800-SENEPOL
www.senepolcattle.com

Copyright 2006-2007 Senepol Cattle Breeders Association
PO Box 429 | O Fallon, IL 62269 | 1-800-SENEPOL | Fax: 1-240-223-0200

Done

Overview of Website

Features:

President's Corner (newsletter from SCBA President)

The screenshot shows a web browser window displaying the homepage of the Senepol Cattle Breeders Association. The browser's address bar shows the URL <http://www.senepolcattle.com/>. The website header includes the title "Senepol Cattle Breeders Association" and navigation links for "Forms", "Member Search", "Animal Search", and "Contact Us". A left sidebar menu lists various sections, with "President's Corner" highlighted. The main content area features a photograph of a brown Senepol cow in a field, accompanied by the Senepol logo which includes the text "Senepol", "Tender Beef", "Heat Tolerant", and the phone number "1-800-SENEPOL". A search bar is located on the right side of the page. The footer contains copyright information for the years 2006-2007 and contact details for the association.

Home

- President's Corner
- News
- Articles
- About the SCBA
- Senepol World
- Fee Schedule
- Links to SCBA breeder websites

Senepol Cattle

- History
- Breed Characteristics
- Photo Gallery
- Brochure

Registry System

Log into the SCBA Cattle Registry System

Home

Welcome to the Senepol Cattle Breeders Association website

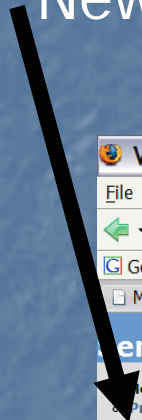
Senepol
Tender Beef
Heat Tolerant
www.senepolcattle.com

Copyright 2006-2007 Senepol Cattle Breeders Association
PO Box 429 | O Fallon, IL 62269 | 1-800-SENEPOL | Fax: 1-240-223-0200

Overview of Website

Features:

News



The screenshot shows a web browser window displaying the homepage of the Senepol Cattle Breeders Association. The browser's address bar shows the URL <http://www.senepolcattle.com/>. The website header includes the title "Senepol Cattle Breeders Association" and navigation links for "Forms", "Member Search", "Animal Search", and "Contact Us".

The main content area features a large photograph of a brown Senepol cow in a green field. To the right of the photo is the Senepol logo, which includes the text "Senepol", "Tender Beef", "Heat Tolerant", and the phone number "1-800-SENEPOL" along with the website URL "www.senepolcattle.com".

The left-hand navigation menu contains the following links:

- Home
- President's Corner
 - News
 - Articles
 - About the SCBA
 - Senepol World
 - Fee Schedule
 - Links to SCBA breeder websites
- Senepol Cattle
 - History
 - Breed Characteristics
 - Photo Gallery
 - Brochure
- Registry System
 - Log into the SCBA Cattle Registry System

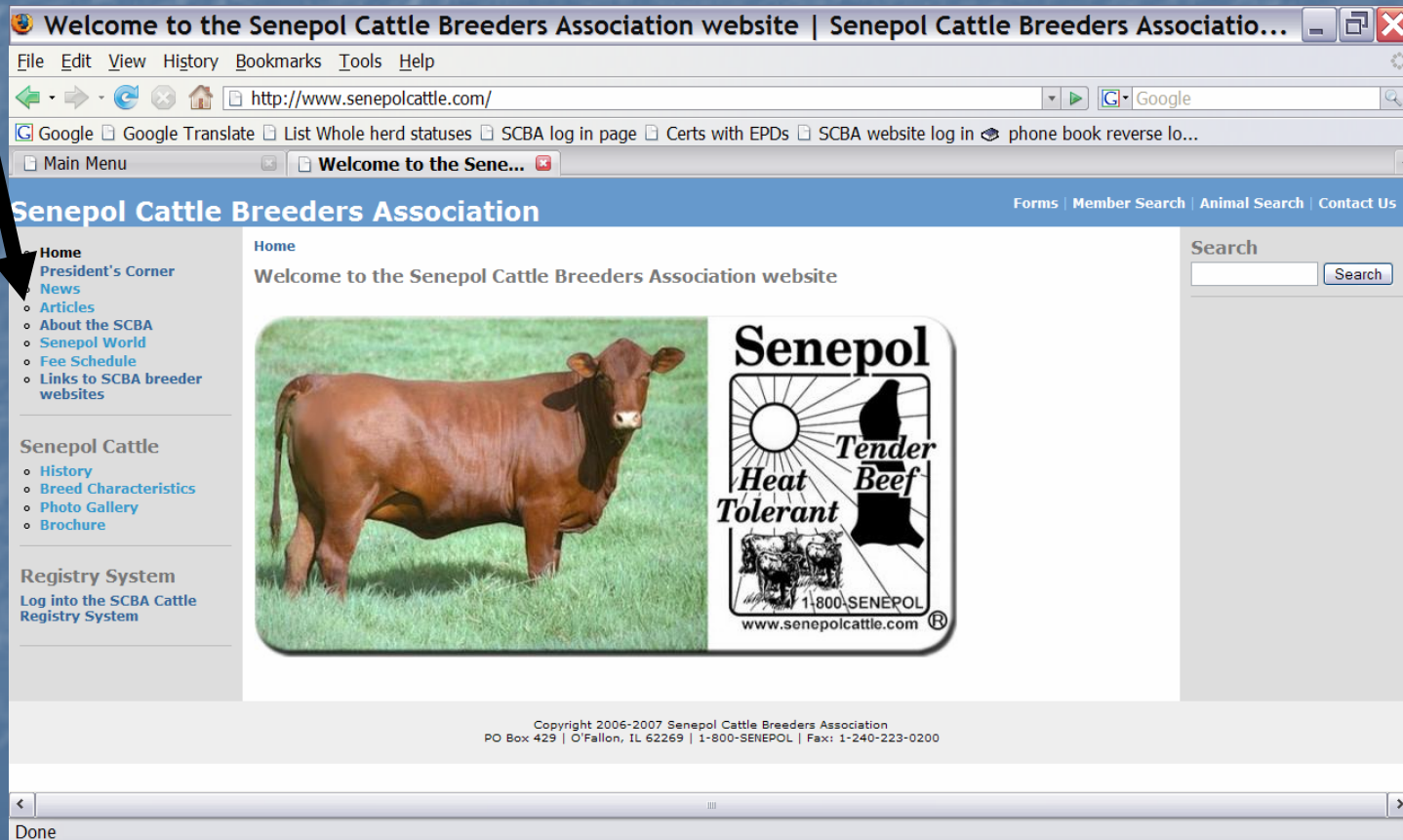
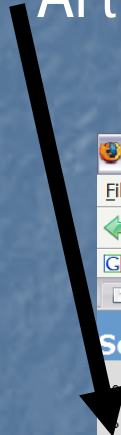
The footer of the website contains the following text:

Copyright 2006-2007 Senepol Cattle Breeders Association
PO Box 429 | O Fallon, IL 62269 | 1-800-SENEPOL | Fax: 1-240-223-0200

Overview of Website

Features:

Articles



The screenshot shows a web browser window with the title "Welcome to the Senepol Cattle Breeders Association website | Senepol Cattle Breeders Associatio...". The address bar shows "http://www.senepolcattle.com/". The browser's menu bar includes "File", "Edit", "View", "History", "Bookmarks", "Tools", and "Help". The search bar contains "Google". The browser's tab bar shows "Main Menu" and "Welcome to the Sene...".

The website header features the text "Senepol Cattle Breeders Association" on the left and "Forms | Member Search | Animal Search | Contact Us" on the right. The main content area is titled "Home" and "Welcome to the Senepol Cattle Breeders Association website". It features a photograph of a brown Senepol cow in a field and a logo with the text "Senepol Tender Heat Tolerant Beef" and "www.senepolcattle.com".

The left sidebar contains a navigation menu with the following items:

- Home
- President's Corner
- News
- Articles
- About the SCBA
- Senepol World
- Fee Schedule
- Links to SCBA breeder websites

Below the navigation menu, there are sections for "Senepol Cattle" (History, Breed Characteristics, Photo Gallery, Brochure) and "Registry System" (Log into the SCBA Cattle Registry System).

The footer contains the text: "Copyright 2006-2007 Senepol Cattle Breeders Association PO Box 429 | O Fallon, IL 62269 | 1-800-SENEPOL | Fax: 1-240-223-0200".

Overview of Website

Features:

About SCBA

The screenshot shows a web browser window with the title "Welcome to the Senepol Cattle Breeders Association website | Senepol Cattle Breeders Associatio...". The address bar shows "http://www.senepolcattle.com/". The browser's menu bar includes "File", "Edit", "View", "History", "Bookmarks", "Tools", and "Help". The search bar contains "Google". The browser's tab bar shows "Main Menu" and "Welcome to the Senepol...".

The website content includes a blue header with the text "Senepol Cattle Breeders Association" and navigation links: "Forms | Member Search | Animal Search | Contact Us". A left sidebar contains a navigation menu with the following items:

- Home
- President's Corner
- News
- Articles
- About the SCBA
- Senepol World
- Fee Schedule
- Links to SCBA breeder websites

Below the menu are sections for "Senepol Cattle" (with links for History, Breed Characteristics, Photo Gallery, and Brochure) and "Registry System" (with links for Log into the SCBA Cattle Registry System).

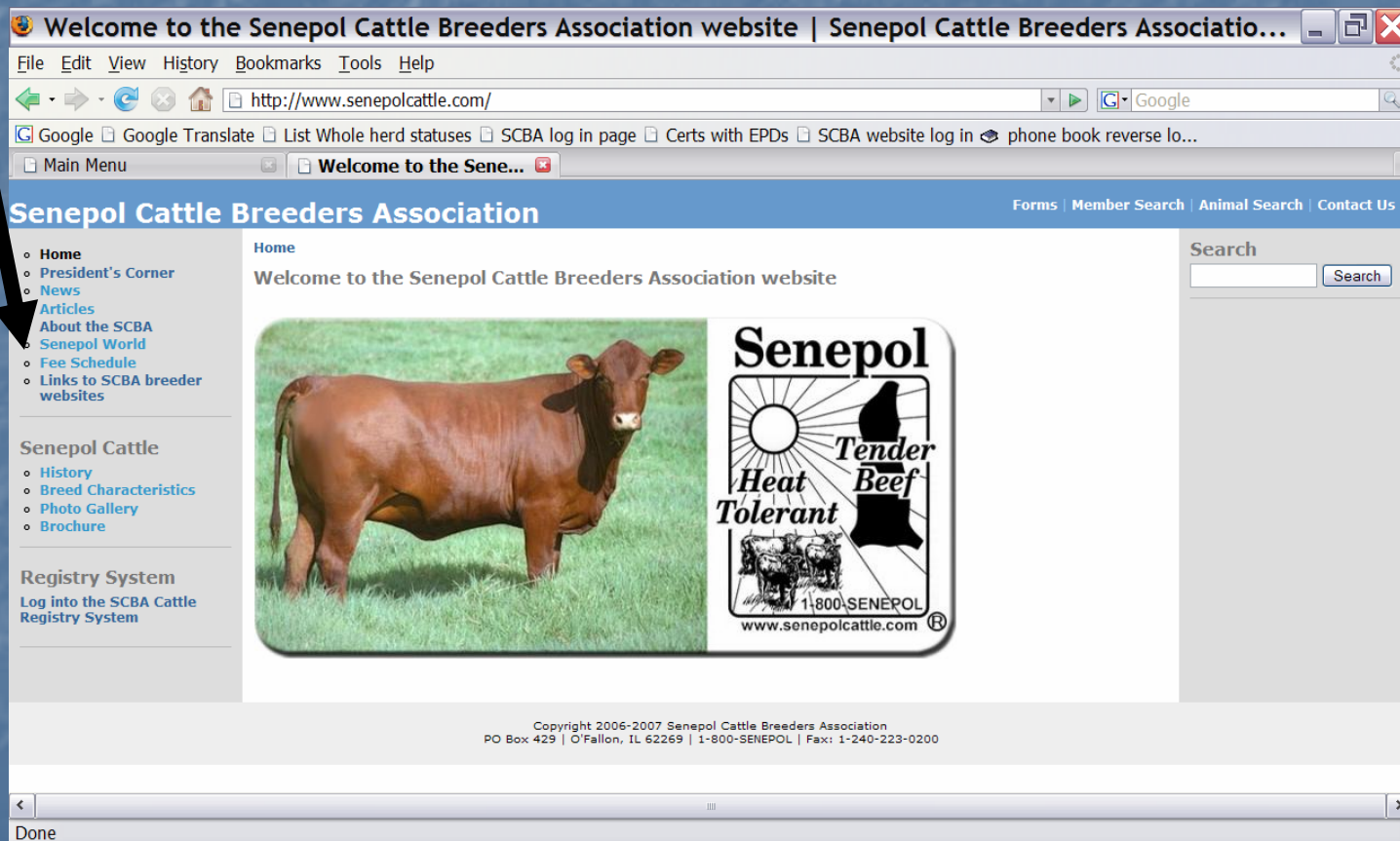
The main content area features a "Home" heading, a "Welcome to the Senepol Cattle Breeders Association website" message, a photograph of a brown Senepol cow in a field, and a logo for "Senepol Tender Beef". The logo includes the text "Heat Tolerant" and "1-800-SENEPOL www.senepolcattle.com". A search bar is located on the right side of the page.

At the bottom of the page, the copyright information reads: "Copyright 2006-2007 Senepol Cattle Breeders Association PO Box 429 | O Fallon, IL 62269 | 1-800-SENEPOL | Fax: 1-240-223-0200".

Overview of Website

Features:

Senepol World (previous issues)

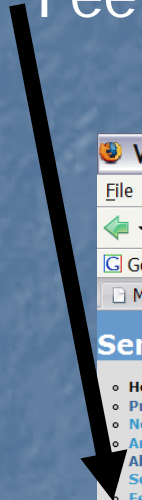


The screenshot shows a web browser window displaying the homepage of the Senepol Cattle Breeders Association. The browser's address bar shows the URL <http://www.senepolcattle.com/>. The website header includes the title "Senepol Cattle Breeders Association" and navigation links for "Forms", "Member Search", "Animal Search", and "Contact Us". A left sidebar contains a menu with items such as "Home", "President's Corner", "News", "Articles", "About the SCBA", "Senepol World", "Fee Schedule", and "Links to SCBA breeder websites". The main content area features a "Home" section with the text "Welcome to the Senepol Cattle Breeders Association website" and a large image of a brown Senepol cow. To the right of the cow is a logo with the text "Senepol Tender Heat Tolerant Beef" and the website's contact information: "1-800-SENEPOL" and "www.senepolcattle.com". A search bar is located on the right side of the page. The footer contains copyright information for 2006-2007 and contact details for the association.

Overview of Website

Features:

Fee Schedule



The screenshot shows a web browser window with the title "Welcome to the Senepol Cattle Breeders Association website | Senepol Cattle Breeders Associatio...". The address bar shows "http://www.senepolcattle.com/". The browser's menu bar includes "File", "Edit", "View", "History", "Bookmarks", "Tools", and "Help". The browser's toolbar shows navigation buttons and a search box with "Google" entered. The browser's tab bar shows "Main Menu" and "Welcome to the Sene...".

The website content includes a blue header with the text "Senepol Cattle Breeders Association" and navigation links: "Forms", "Member Search", "Animal Search", and "Contact Us".

The main content area is titled "Home" and "Welcome to the Senepol Cattle Breeders Association website". It features a photograph of a brown Senepol cow in a green field. To the right of the photo is a logo for "Senepol" with the text "Tender Beef", "Heat Tolerant", and "www.senepolcattle.com".

The left sidebar contains a navigation menu with the following items:

- Home
- President's Corner
- News
- Articles
- About the SCBA
- Senepol World
- Fee Schedule
- Links to SCBA breeder websites

Below the menu are sections for "Senepol Cattle" (History, Breed Characteristics, Photo Gallery, Brochure) and "Registry System" (Log into the SCBA Cattle Registry System).

The footer contains the text: "Copyright 2006-2007 Senepol Cattle Breeders Association PO Box 429 | O Fallon, IL 62269 | 1-800-SENEPOL | Fax: 1-240-223-0200".

Overview of Website

Features:

Links to SCBA Breeder websites (\$60/year)

The screenshot shows a web browser window displaying the Senepol Cattle Breeders Association website. The browser's address bar shows the URL <http://www.senepolcattle.com/>. The website's header includes the title "Senepol Cattle Breeders Association" and navigation links for "Forms", "Member Search", "Animal Search", and "Contact Us".

The main content area features a large image of a brown Senepol cow in a field. To the right of the cow is a logo with the text "Senepol" at the top, "Tender Beef" in a stylized font, and "Heat Tolerant" below it. The logo also includes a sunburst graphic and the website's phone number "1-800-SENEPOL" and URL "www.senepolcattle.com".

The left sidebar contains a navigation menu with the following items:

- Home
- President's Corner
- News
- Articles
- About the SCBA
- Senepol World
- Fee Schedule
- Links to SCBA breeder websites

The "Links to SCBA breeder websites" item is highlighted with a black arrow. Below the main menu, there are sections for "Senepol Cattle" (with links for History, Breed Characteristics, Photo Gallery, and Brochure) and "Registry System" (with a link to Log into the SCBA Cattle Registry System).

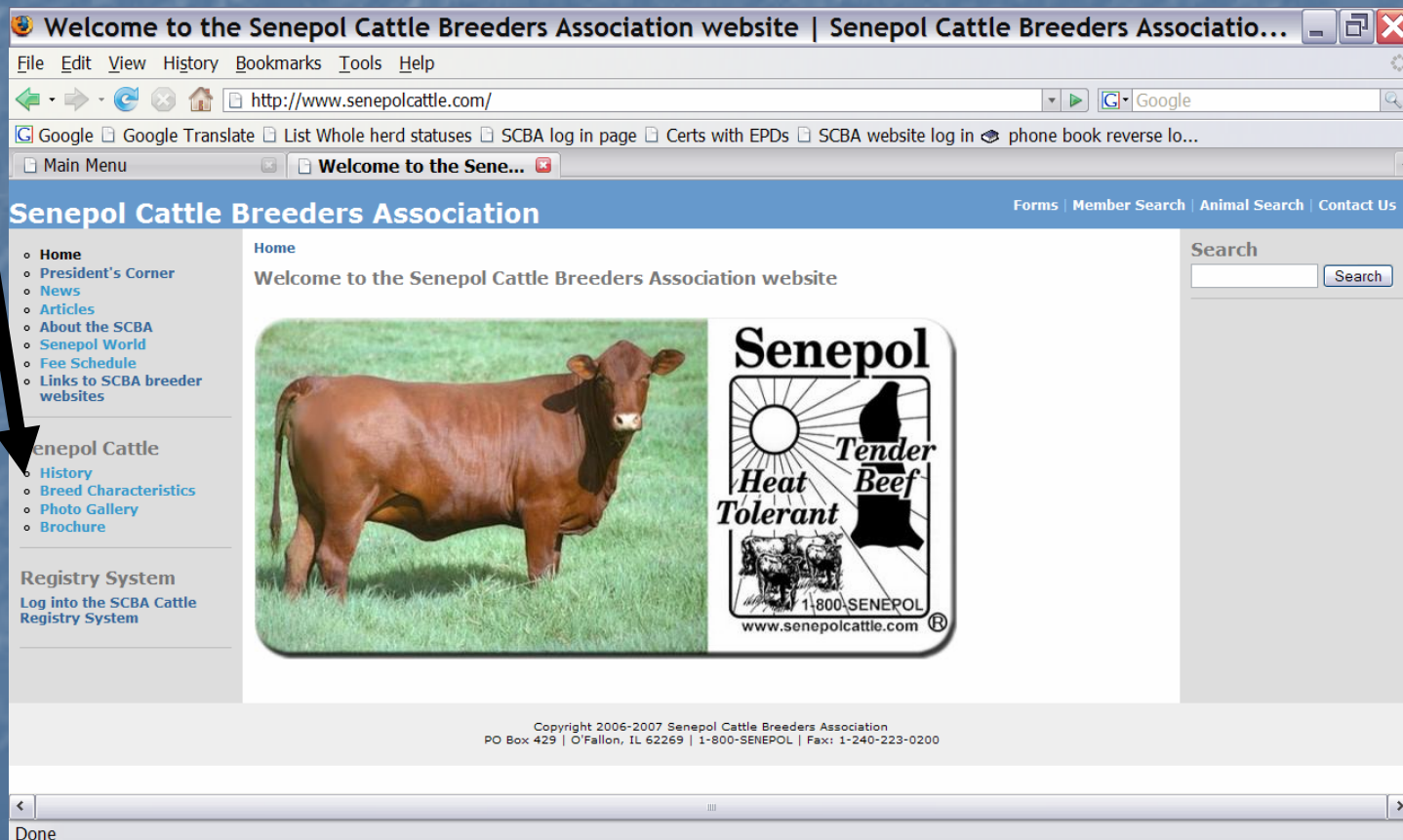
The footer of the website contains the following text:

Copyright 2006-2007 Senepol Cattle Breeders Association
PO Box 429 | O Fallon, IL 62269 | 1-800-SENEPOL | Fax: 1-240-223-0200

Overview of Website

Features:

History of breed



The screenshot shows a web browser window with the title "Welcome to the Senepol Cattle Breeders Association website | Senepol Cattle Breeders Associatio...". The address bar shows "http://www.senepolcattle.com/". The browser's menu bar includes "File", "Edit", "View", "History", "Bookmarks", "Tools", and "Help". The browser's toolbar shows navigation buttons (back, forward, home, stop, refresh) and a search engine dropdown set to "Google". The browser's tab bar shows "Main Menu" and "Welcome to the Senepol...".

The website content includes a blue header with the text "Senepol Cattle Breeders Association" and navigation links: "Forms | Member Search | Animal Search | Contact Us". A left sidebar contains a navigation menu with the following items:

- Home
- President's Corner
- News
- Articles
- About the SCBA
- Senepol World
- Fee Schedule
- Links to SCBA breeder websites
- Senepol Cattle
 - History
 - Breed Characteristics
 - Photo Gallery
 - Brochure
- Registry System
 - Log into the SCBA Cattle Registry System

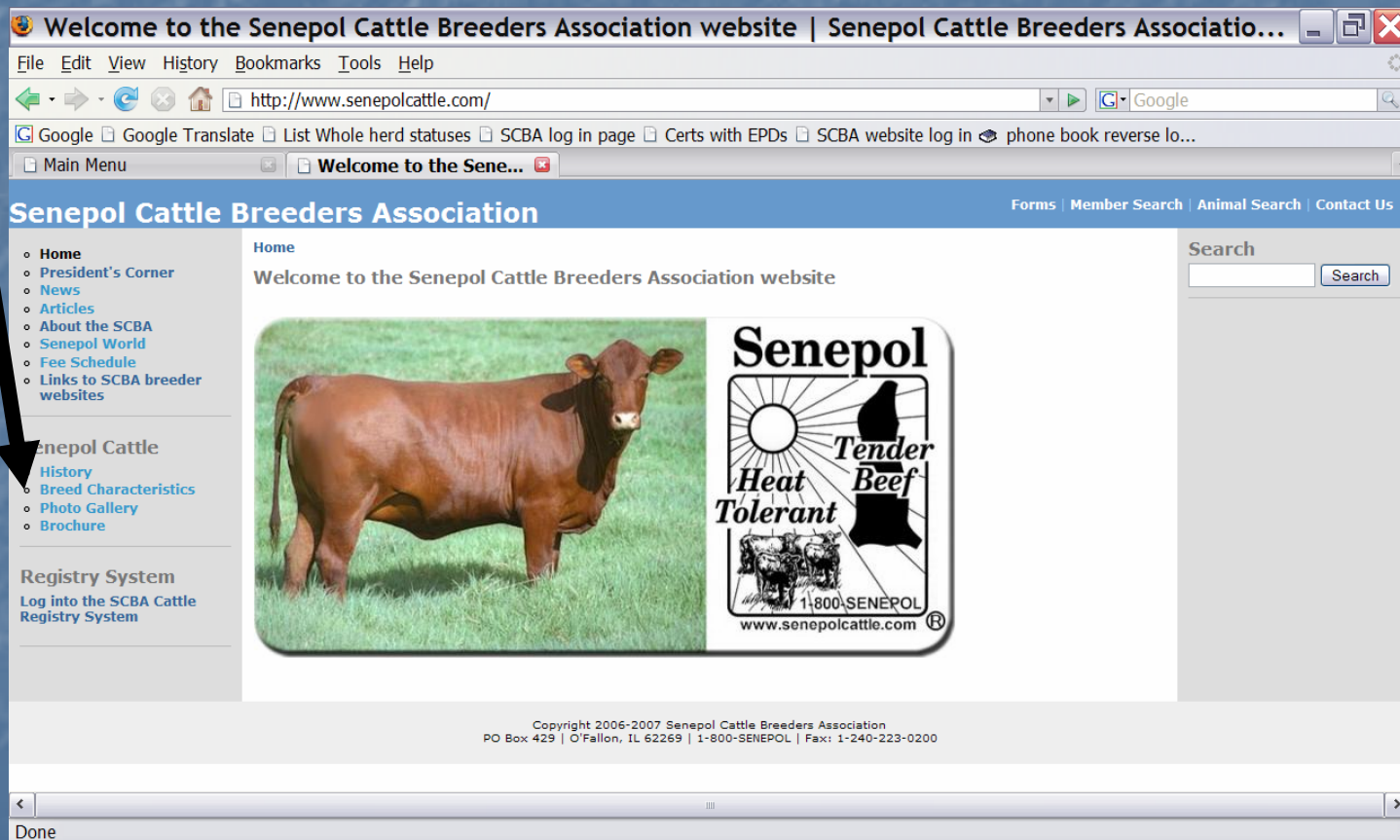
The main content area features a "Home" section with the text "Welcome to the Senepol Cattle Breeders Association website". Below this text is a photograph of a brown Senepol cow standing in a green field. To the right of the photograph is a logo for "Senepol" featuring a sunburst design and the text "Tender Beef", "Heat Tolerant", and "www.senepolcattle.com".

At the bottom of the page, there is a footer with the text: "Copyright 2006-2007 Senepol Cattle Breeders Association PO Box 429 | O Fallon, IL 62269 | 1-800-SENEPOL | Fax: 1-240-223-0200".

Overview of Website

Features:

Breed Characteristics



The screenshot shows a web browser window displaying the Senepol Cattle Breeders Association website. The browser's address bar shows the URL <http://www.senepolcattle.com/>. The website header includes the title "Senepol Cattle Breeders Association" and navigation links for "Forms", "Member Search", "Animal Search", and "Contact Us".

The main content area features a large photograph of a brown Senepol cow in a grassy field. To the right of the photo is a logo with the text "Senepol" at the top, "Tender Beef" in a stylized font, and "Heat Tolerant" below it. The logo also includes a sunburst graphic and the website's phone number "1-800-SENEPOL" and URL "www.senepolcattle.com".

The left sidebar contains a navigation menu with the following items:

- Home
- President's Corner
- News
- Articles
- About the SCBA
- Senepol World
- Fee Schedule
- Links to SCBA breeder websites
- Senepol Cattle
 - History
 - Breed Characteristics
 - Photo Gallery
 - Brochure
- Registry System
 - Log into the SCBA Cattle Registry System

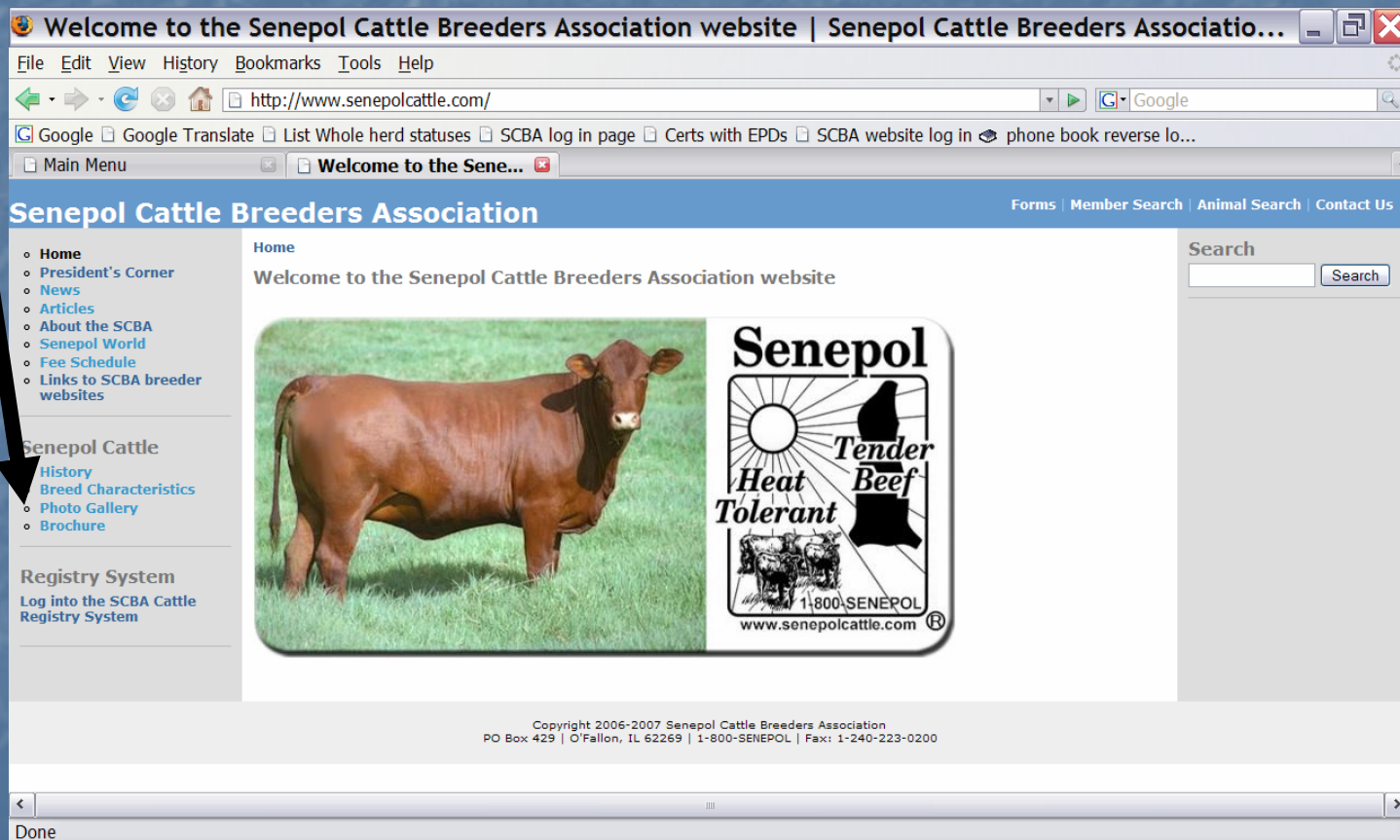
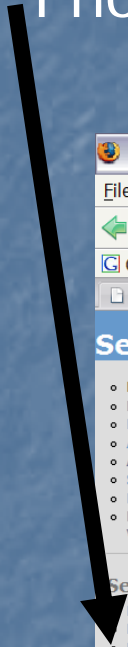
The footer of the website contains the following text:

Copyright 2006-2007 Senepol Cattle Breeders Association
PO Box 429 | O Fallon, IL 62269 | 1-800-SENEPOL | Fax: 1-240-223-0200

Overview of Website

Features:

Photo Gallery



Welcome to the Senepol Cattle Breeders Association website | Senepol Cattle Breeders Associatio...

File Edit View History Bookmarks Tools Help

http://www.senepolcattle.com/

Google Google Translate List Whole herd statuses SCBA log in page Certs with EPDs SCBA website log in phone book reverse lo...

Main Menu Welcome to the Sene...

Senepol Cattle Breeders Association

Forms | Member Search | Animal Search | Contact Us

- Home
- President's Corner
- News
- Articles
- About the SCBA
- Senepol World
- Fee Schedule
- Links to SCBA breeder websites

Senepol Cattle



- History
- Breed Characteristics
- Photo Gallery
- Brochure

Registry System

Log into the SCBA Cattle Registry System

Home

Welcome to the Senepol Cattle Breeders Association website



Senepol

Tender

Heat Tolerant

Beef

www.senepolcattle.com

Search

Search

Copyright 2006-2007 Senepol Cattle Breeders Association
PO Box 429 | O Fallon, IL 62269 | 1-800-SENEPOL | Fax: 1-240-223-0200

Done

Overview of Website

Features:

Brochure Online (English, Spanish and Portuguese)

Browser window title: Welcome to the Senepol Cattle Breeders Association website | Senepol Cattle Breeders Associatio...

Address bar: http://www.senepolcattle.com/

Page title: Senepol Cattle Breeders Association

Navigation links: Home, President's Corner, News, Articles, About the SCBA, Senepol World, Fee Schedule, Links to SCBA breeder websites

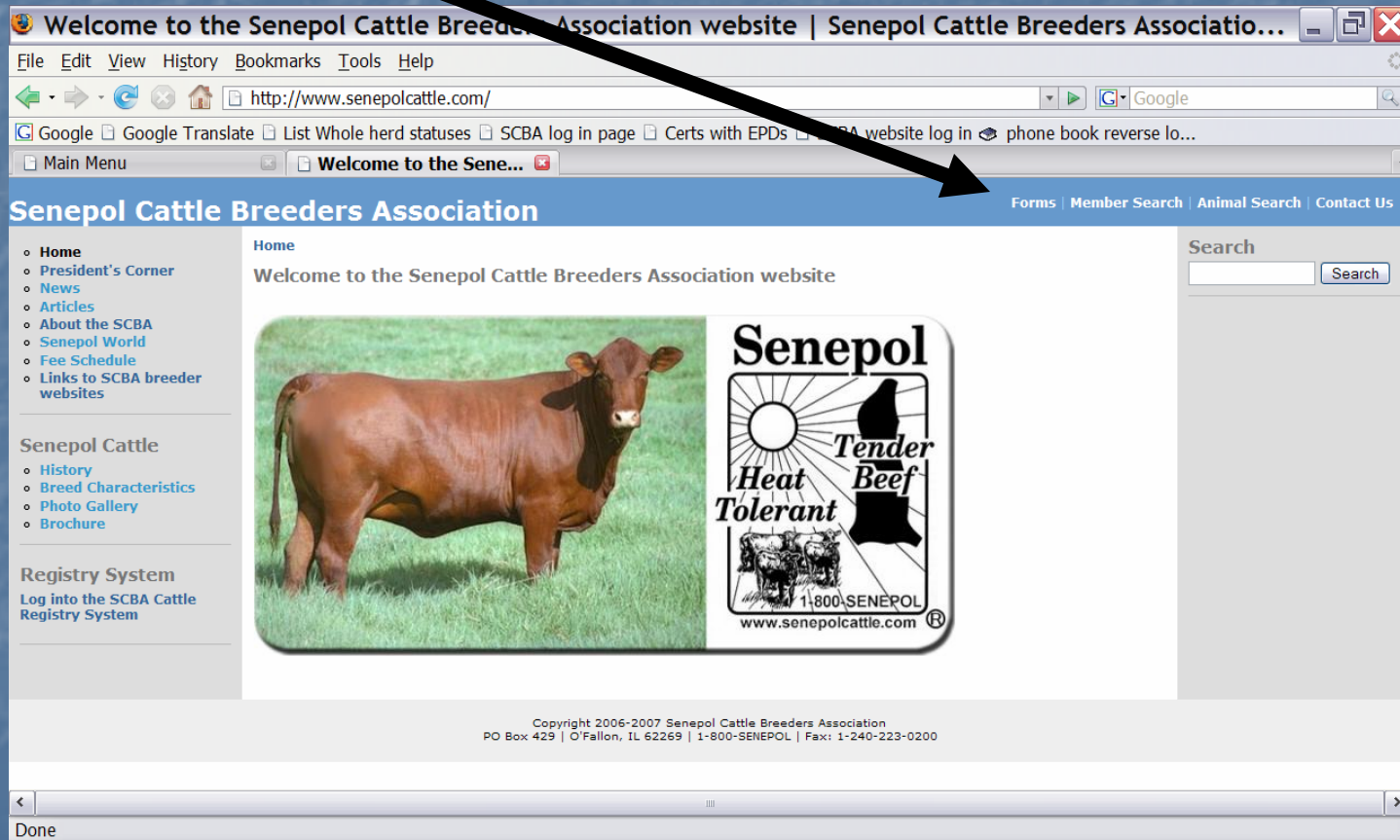
Search bar: Search

Footer: Copyright 2006-2007 Senepol Cattle Breeders Association
PO Box 429 | O Fallon, IL 62269 | 1-800-SENEPOL | Fax: 1-240-223-0200

Overview of Website

Features:

Forms



The screenshot shows a web browser window displaying the Senepol Cattle Breeders Association website. The browser's address bar shows the URL <http://www.senepolcattle.com/>. The website's header features the title "Senepol Cattle Breeders Association" and a navigation menu with links for "Forms", "Member Search", "Animal Search", and "Contact Us".

The main content area includes a "Home" section with the text "Welcome to the Senepol Cattle Breeders Association website". Below this text is a photograph of a brown Senepol cow standing in a green field. To the right of the photo is a logo for "Senepol" featuring a sunburst design and the text "Tender Beef", "Heat Tolerant", and "www.senepolcattle.com".

On the left side of the page, there is a sidebar menu with the following items:

- Home
- President's Corner
- News
- Articles
- About the SCBA
- Senepol World
- Fee Schedule
- Links to SCBA breeder websites

Below the sidebar menu, there are sections for "Senepol Cattle" (with links for History, Breed Characteristics, Photo Gallery, and Brochure) and "Registry System" (with a link to Log into the SCBA Cattle Registry System).

At the bottom of the page, the copyright information reads: "Copyright 2006-2007 Senepol Cattle Breeders Association, PO Box 429 | O'Fallon, IL 62269 | 1-800-SENEPOL | Fax: 1-240-223-0200".

Overview of Website

Features:

Member Search

The screenshot shows a web browser window displaying the Senepol Cattle Breeders Association website. The browser's address bar shows the URL <http://www.senepolcattle.com/>. The website's header includes the title "Welcome to the Senepol Cattle Breeders Association website" and a navigation menu with links for "Forms", "Member Search", "Animal Search", and "Contact Us". A black arrow points from the "Member Search" text in the slide to the "Member Search" link in the website's navigation bar.

The main content area features a large photograph of a brown Senepol cow in a grassy field. To the right of the photo is a logo for "Senepol" with the text "Tender Heat Tolerant Beef" and the website URL www.senepolcattle.com. Below the photo and logo is a search bar with a "Search" button.

The footer contains copyright information: "Copyright 2006-2007 Senepol Cattle Breeders Association" and contact details: "PO Box 429 | O Fallon, IL 62269 | 1-800-SENEPOL | Fax: 1-240-223-0200".

Member Search

Search by membership number, first name, last name, membership type, city, state, country or email address

Member Search | Senepol Cattle Breeders Association - Mozilla Firefox

http://www.senepolcattle.com/member_search

Google Translate | List Whole herd statuses | SCBA log in page | Certs with EPDs | SCBA website log in | phone book reverse loo...

Main Menu | Member Search | Sen...

Senepol Cattle Breeders Association

Forms | Member Search | Animal Search | Contact Us

- Home
- President's Corner
- News
- Articles
- About the SCBA
- Senepol World
- Fee Schedule
- Links to SCBA breeder websites

Senepol Cattle

- History
- Breed Characteristics
- Photo Gallery
- Brochure

Registry System

Log into the SCBA Cattle Registry System

Member Search

Use this form to search for particular members by their Member ID and/or their name. Partial matches are allowed. A maximum of 100 results will be returned.

Search Criteria

Membership Number =	<input type="text"/>
Member Name	LIKE <input type="text"/>
First Name	LIKE <input type="text"/>
Last Name	LIKE <input type="text"/>
Membership Type	= <input type="text" value="Any..."/>
City	LIKE <input type="text"/>
State	= <input type="text" value="Any..."/>
Country	= <input type="text" value="Any..."/>
Email Address	LIKE <input type="text"/>

Please enter your search criteria.

Member Search – Example

Results when Panama is selected as “country”

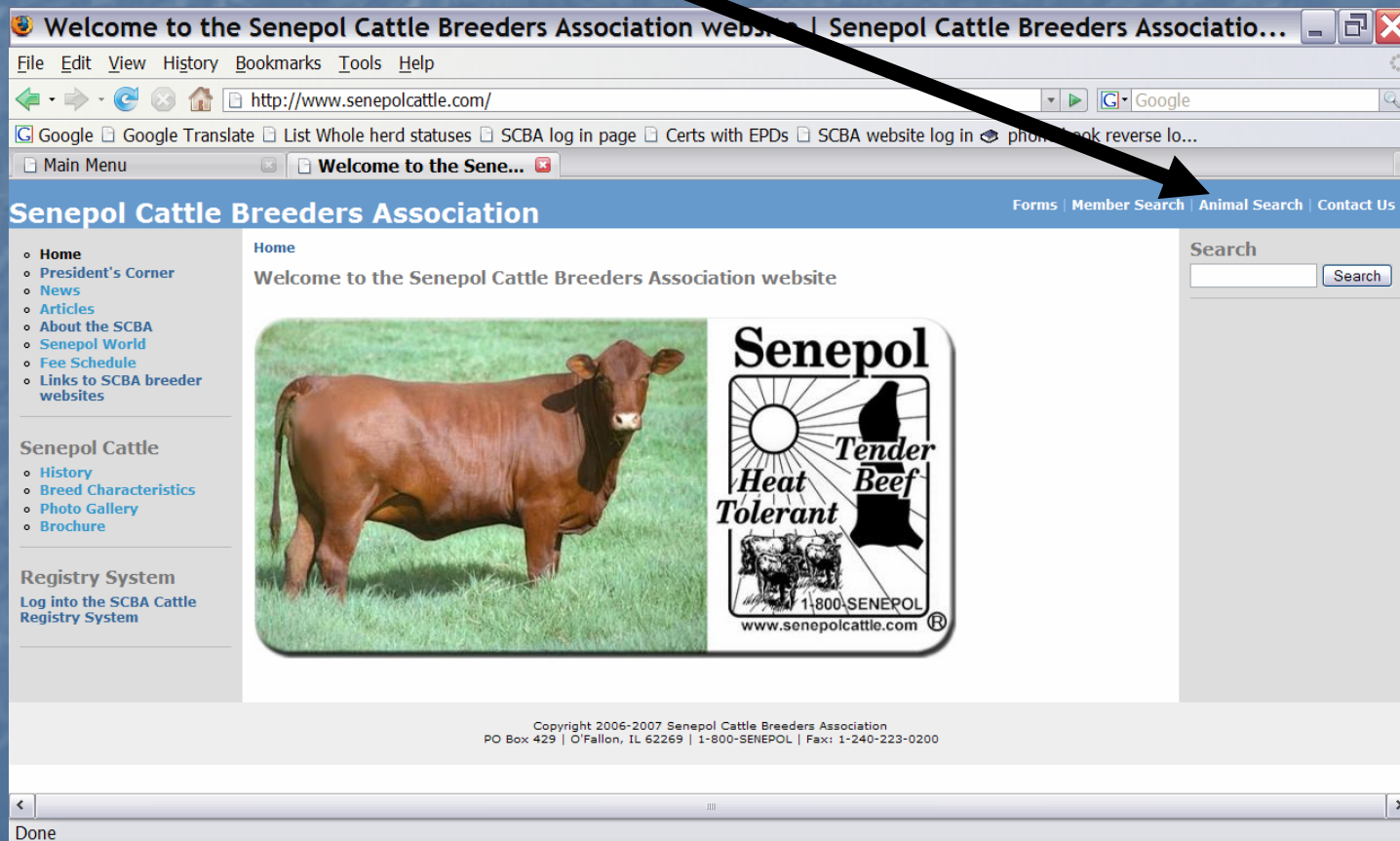


Membership Number	Member Name v	Herd Lettering	First Name	Last Name	Membership Type	Email Address	Address Line 1	Address Line 2	City	State	ZIP/Postal Code	Country
1003573	Belgica de Espino	BEL	Aquiles	Espino	International Member	ahespino@cwpanama.net	Bejuco	El Dorado Panama			Rep. of Panama	Panama
1003562	Dr. Rocco Melillo-Maglione		Dr. Rocco	Melillo-Maglione	International Member	roccomel@cwpanama.net	Apartado 8547		Ciudad De Panama		Zona 5	Panama
1003462	Finca Don Hermes	FDH	Hermes	Rodriguez	International Member	liearb20@cwpanama.net	Avenida Central y Calle 7		Santiago de Veraguas			Panama
1100412	Ganadera Batipa, S.A.	BAT	Luis	Rios Gnaegi	International Member	lrios@fertica.com.pa	PO Box 0426-00057		David, Chiriqui			Panama
1003574	Ganadera Urena	RUG	Roberto	Urena	International Member	rurena@bgeneral.com	PTY 210, PO Box 02-5275		Miami	FL	33102-5275	Panama
1003561	Grupo Altamirano		Tomas Altamirano	Duque							Zona 9 A	Panama
1003375	Hacienda Corrales, S.A.	HC	Arquimedes	Pitti	International Member	kimopitti29@hotmail.com	Apartado 042600373	PO Box 275 Stratford, TX. 79084 USA	David, Chiriqui			Panama
1003563	Hacienda Mis Dos Estrellas	ECU	Eduardo C.	Urriola	International Member	senepolpanama@hotmail.com	P.O. Box 55-2012	Apartado 0831-02012	Panama Republica de Panama			Panama
1003575	Hacienda Pablo Epifanio	AL	Jorge Luis	Epifanio	International Member	jorge_ep63@yahoo.com	Calle 47 (Calle Columbia) Edif Urraca L2	La Palma, Las Tablas	Bella Vista, Panama Republic de Panama			Panama
1100422	Valle Del Rio, S.A.	RMA	Roger Manuel	Alvarado y Flia	International US mailing address	rmaalvarado@gmail.com	Hot Express c/o Roger Manuel Alvarado 2292 N.W.	Corrales, Chiriqui, Republica de Panama	Miami	FL	33122	Panama

Overview of Website

Features:

Animal Search



The screenshot shows a web browser window displaying the Senepol Cattle Breeders Association website. The browser's address bar shows the URL <http://www.senepolcattle.com/>. The website's header includes the title "Senepol Cattle Breeders Association" and a navigation menu with links for "Forms", "Member Search", "Animal Search", and "Contact Us". A search box is located on the right side of the page. The main content area features a photograph of a brown Senepol cow in a field and a logo with the text "Senepol Tender Heat Tolerant Beef" and "www.senepolcattle.com". The footer contains copyright information: "Copyright 2006-2007 Senepol Cattle Breeders Association, PO Box 429 | O Fallon, IL 62269 | 1-800-SENEPOL | Fax: 1-240-223-0200". A black arrow points from the "Animal Search" text in the slide to the "Animal Search" link in the website's navigation bar.

Overview of Website

Features:

Animal Search

Enter a complete Registration number

Or

Enter part of the name example: "Wizard"

Animal Search

Use this form to search for particular cattle by their registration number and/or their name. Partial matches are allowed. A maximum of 1000 results will be returned.

Search Criteria

Reg # LIKE

Name LIKE

Please enter your search criteria.

Overview of Website

Features:

Animal Search

Example results will be all "Active" and "Inactive" animals with "Wizard" in the name. All active animals can be viewed on public site whether you own them or not.

Reg #	Name	% Senepol	Herd ID	Sex	Birth Date	Sire	Dam	EPD_BW ACC	EPD_WW ACC	EPD_MLK ACC	EPD_MG	EPD_YW ACC	EPD_FT ACC	EPD_REA ACC	EPD_IMF ACC
1074575	WJ WIZARD	100.00	WJ23D	Bull	12/24/1994	1060783 HBC HOT STUFF 25A	1008475 FAITH	0.886 0.76	16.231 0.68	5.146 0.55	13.2615	16.649 0.43			
1108783	HBC Wizard 68K	100.00	68K	Bull	10/4/2000	1074575 WJ WIZARD	1080410 HBC LADY 108G	2.435 0.41	12.501 0.28	3.491 0.19	9.7415	16.200 0.20			
1108785	HBC Wizard 70K	100.00	70K	Bull	10/26/2000	1074575 WJ WIZARD	1076494 CRSC 31E	-0.253 0.31	6.191 0.27	-2.677 0.17	0.4185	5.988 0.12			
1108788	HBC Wizard 73K	100.00	73K	Bull	11/4/2000	1074575 WJ WIZARD	1073836 SHQ 25D E.T.	0.316 0.33	11.394 0.27	2.306 0.17	8.0030	12.130 0.20			
1112871	HBC WIZARD 36M	100.00	36M	Bull	12/9/2002	1074575 WJ WIZARD	1080410 HBC LADY 108G	1.450 0.42	9.928 0.35	3.405 0.15	8.3690	13.055 0.12			
1113380	HBC Wizard 13N	75.00	13N	Bull	4/14/2003	1074575 WJ WIZARD	1076290 HBC 60E	0.777 0.05	7.732 0.05	-2.233 0.05	1.6325	8.142 0.05			
1113864	GSI Wizard 561N	100.00	561N	Bull	10/28/2003	1108553 N2512FGranardsTemptation	1108660 N157J Tamara	0.160 0.30	-6.097 0.05	4.742 0.05					
1114188	TT WIZARD 14N	100.00	14N	Bull	2/24/2003	1074575 WJ WIZARD	1105169 TT Casi's Shadow 6J	1.687 0.05	20.724 0.05	13.156 0.05	23.5180	25.108 0.05			
1114695	HBC Wizard 3P	100.00	HBC3P	Bull	3/5/2004	1074575 WJ WIZARD	1104421 HBC Duchess 903Y 13J	2.971 0.33	14.941 0.05	7.162 0.05	14.6327	18.880 0.05			
1115153	HBC WIZARD 11P	100.00	11P	Bull	10/29/2004	1074575 WJ WIZARD	1077103 WC 7721E	1.111 0.05	16.596 0.05	10.050 0.05	18.3485	18.836 0.05			

Please note: Only EPDs are available on public website

No performance data.

Overview of Website

Features:

Animal Search

Click blue registration number to view pedigree information on animal.

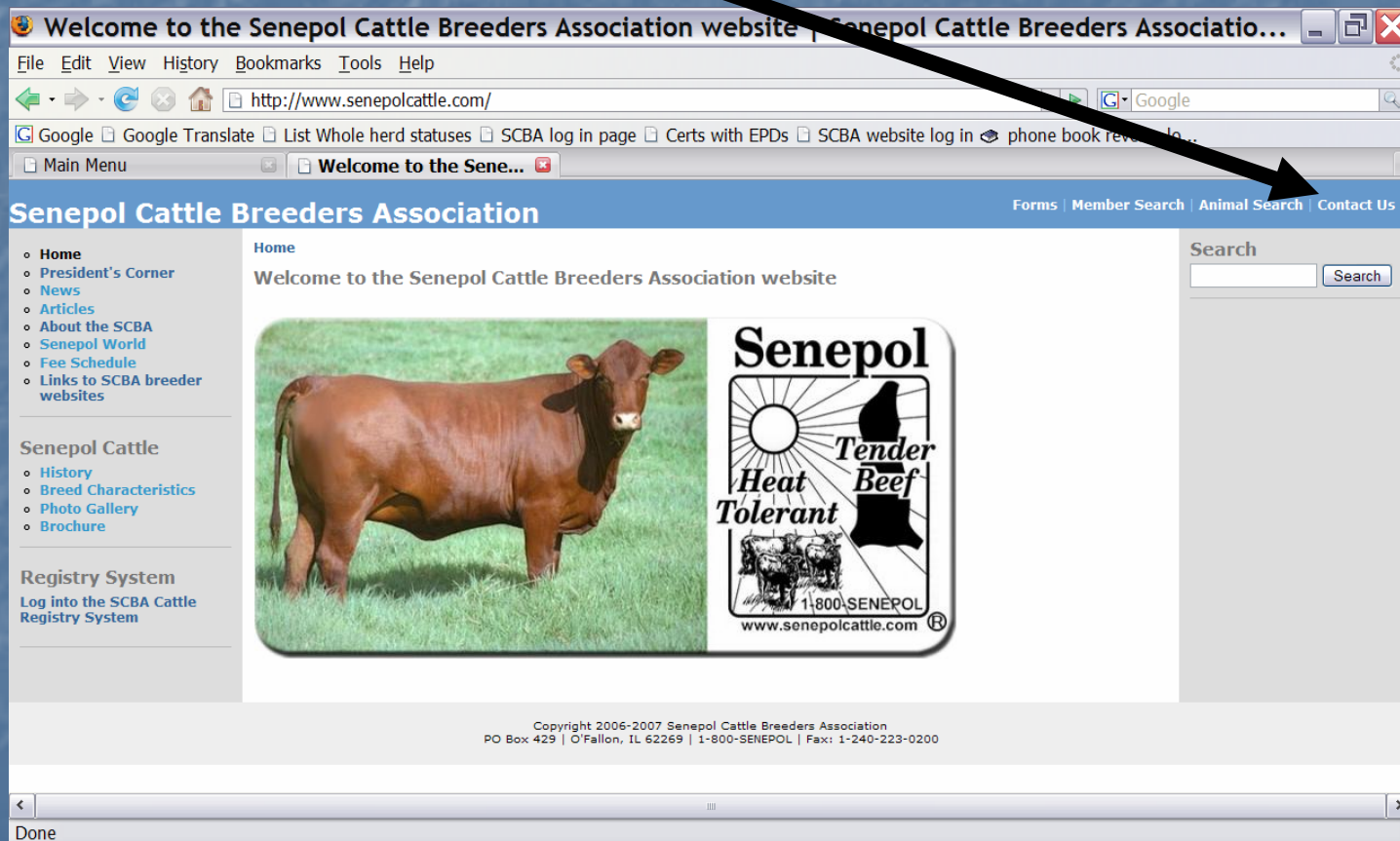


Reg #	Name	% Senepol	Herd ID	Sex	Birth Date	Sire	Dam	EPD_BW ACC	EPD_WW ACC	EPD_MLK ACC	EPD_MG	EPD_YW ACC	EPD_FT ACC	EPD_REA ACC	EPD_IMF ACC
1074575	WJ WIZARD	100.00	WJ23D	Bull	12/24/1994	1060783 HBC HOT STUFF 25A	1008475 FAITH	0.886 0.76	16.231 0.68	5.146 0.55	13.2615	16.649 0.43			
1108783	HBC Wizard 68K	100.00	68K	Bull	10/4/2000	1074575 WJ WIZARD	1080410 HBC LADY 108G	2.435 0.41	12.501 0.28	3.491 0.19	9.7415	16.200 0.20			
1108785	HBC Wizard 70K	100.00	70K	Bull	10/26/2000	1074575 WJ WIZARD	1076494 CRSC 31E	-0.253 0.31	6.191 0.27	-2.677 0.17	0.4185	5.988 0.12			
1108788	HBC Wizard 73K	100.00	73K	Bull	11/4/2000	1074575 WJ WIZARD	1073836 SHQ 25D E.T.	0.316 0.33	11.394 0.27	2.306 0.17	8.0030	12.130 0.20			
1112871	HBC WIZARD 36M	100.00	36M	Bull	12/9/2002	1074575 WJ WIZARD	1080410 HBC LADY 108G	1.450 0.42	9.928 0.35	3.405 0.15	8.3690	13.055 0.12			
1113380	HBC Wizard 13N	75.00	13N	Bull	4/14/2003	1074575 WJ WIZARD	1076290 HBC 60E	0.777 0.05	7.732 0.05	-2.233 0.05	1.6325	8.142 0.05			
1113864	GSI Wizard 561N	100.00	561N	Bull	10/28/2003	1108553 N2512FGranardsTemptation	1108660 N157J Tamara	0.160 0.30	-6.097 0.05	4.742 0.05					
1114188	TT WIZARD 14N	100.00	14N	Bull	2/24/2003	1074575 WJ WIZARD	1105169 TT Casi's Shadow 6J	1.687 0.05	20.724 0.05	13.156 0.05	23.5180	25.108 0.05			
1114695	HBC Wizard 3P	100.00	HBC3P	Bull	3/5/2004	1074575 WJ WIZARD	1104421 HBC Duchess 903Y 13J	2.971 0.33	14.941 0.05	7.162 0.05	14.6327	18.880 0.05			
1115153	HBC WIZARD 11P	100.00	11P	Bull	10/29/2004	1074575 WJ WIZARD	1077103 WC 7721E	1.111 0.05	16.596 0.05	10.050 0.05	18.3485	18.836 0.05			

Overview of Website

Features:

Contact Us



The screenshot shows a web browser window displaying the Senepol Cattle Breeders Association website. The browser's address bar shows the URL <http://www.senepolcattle.com/>. The website's header includes the title "Senepol Cattle Breeders Association" and a navigation menu with links for "Forms", "Member Search", "Animal Search", and "Contact Us". A black arrow points from the "Contact Us" text in the slide to the "Contact Us" link in the website's navigation bar.

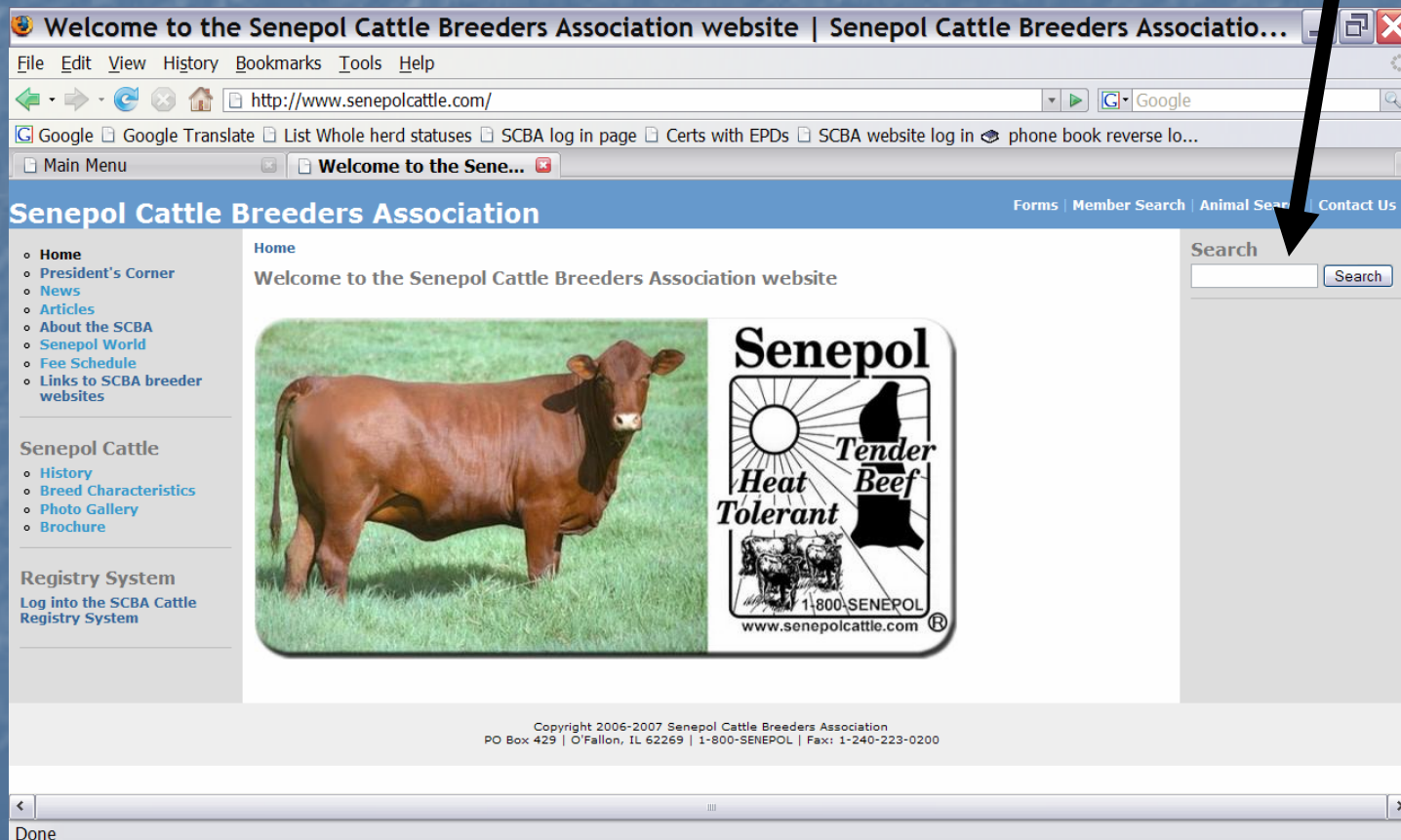
The main content area features a large photograph of a brown Senepol cow in a grassy field. To the right of the photo is a logo for "Senepol" with the text "Tender Heat Tolerant Beef" and the website's phone number "1-800-SENEPOL" and URL "www.senepolcattle.com".

The footer contains copyright information: "Copyright 2006-2007 Senepol Cattle Breeders Association" and contact details: "PO Box 429 | O Fallon, IL 62269 | 1-800-SENEPOL | Fax: 1-240-223-0200".

Overview of Website

Features:

Search on website (type in a keyword and search)

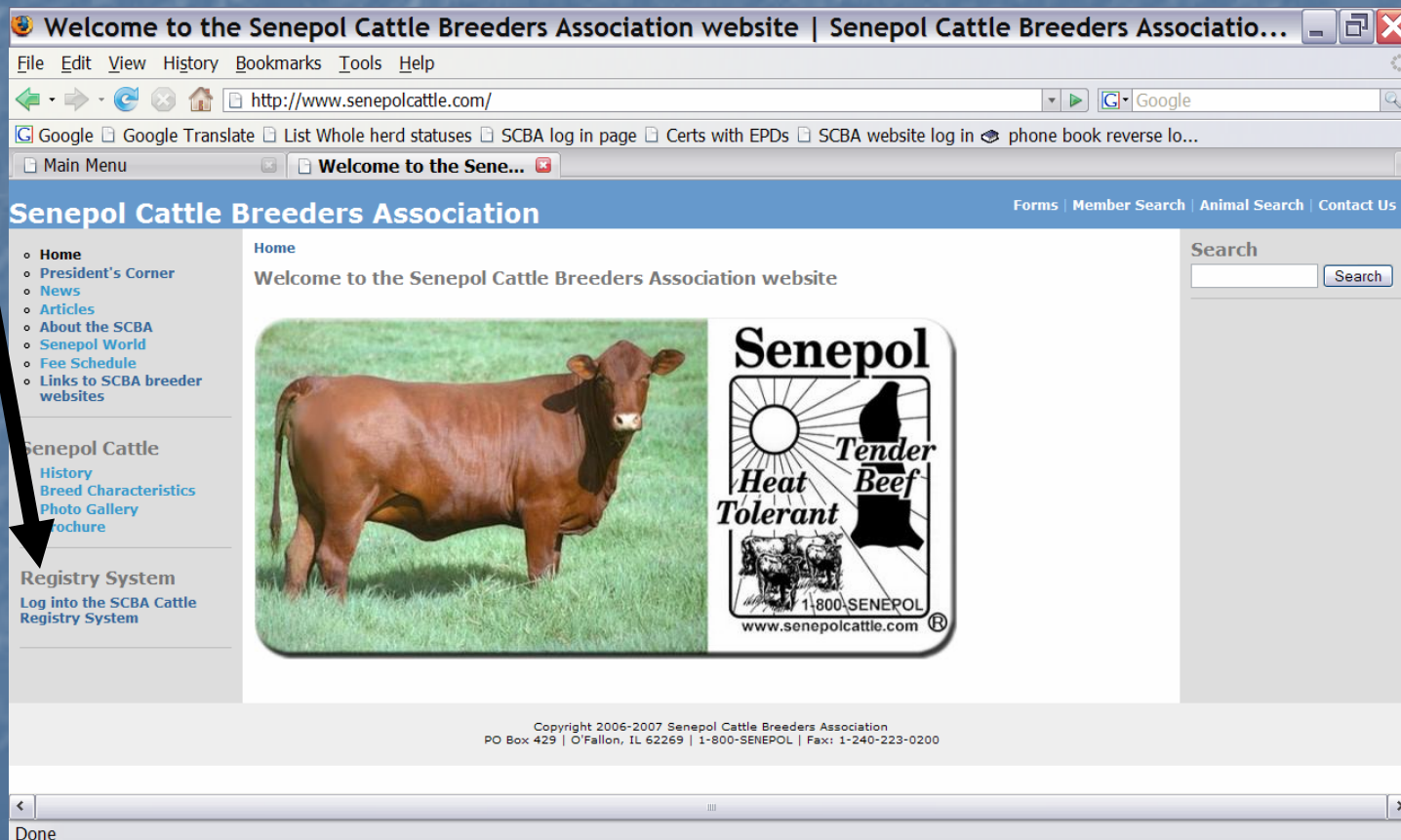


The screenshot shows a web browser window displaying the Senepol Cattle Breeders Association website. The browser's address bar shows the URL <http://www.senepolcattle.com/>. The website's header includes the title "Senepol Cattle Breeders Association" and navigation links for "Forms", "Member Search", "Animal Search", and "Contact Us". A search bar is located on the right side of the page, with a black arrow pointing to it. The main content area features a photograph of a brown Senepol cow in a field, alongside the Senepol logo which includes the text "Senepol", "Tender Beef", "Heat Tolerant", and the phone number "1-800-SENEPOL". The footer contains copyright information for 2006-2007 and contact details for the association.

Overview of Website

Features:

Log into SCBA Cattle Registry System (click link)



The screenshot shows a web browser window with the title "Welcome to the Senepol Cattle Breeders Association website | Senepol Cattle Breeders Associatio...". The address bar shows "http://www.senepolcattle.com/". The browser's menu bar includes "File", "Edit", "View", "History", "Bookmarks", "Tools", and "Help". The browser's toolbar includes navigation buttons and a search box with "Google" entered. The browser's tab bar shows "Main Menu" and "Welcome to the Sene...".

The website header is "Senepol Cattle Breeders Association" with navigation links for "Forms", "Member Search", "Animal Search", and "Contact Us".

The main content area is titled "Home" and "Welcome to the Senepol Cattle Breeders Association website". It features a photograph of a brown Senepol cow in a field. To the right of the photo is a logo for "Senepol" with the text "Tender Beef", "Heat Tolerant", and "www.senepolcattle.com".

The left sidebar contains a navigation menu with the following items:

- Home
- President's Corner
- News
- Articles
- About the SCBA
- Senepol World
- Fee Schedule
- Links to SCBA breeder websites

Below the menu is a section for "Senepol Cattle" with links for "History", "Breed Characteristics", "Photo Gallery", and "Brochure".

At the bottom of the sidebar is a section for "Registry System" with the link "Log into the SCBA Cattle Registry System".

The footer contains the text: "Copyright 2006-2007 Senepol Cattle Breeders Association PO Box 429 | O Fallon, IL 62269 | 1-800-SENEPOL | Fax: 1-240-223-0200".

Overview Cattle Registry System

In order to use this system, you should use the Firefox web browser instead of Internet Explorer. The Firefox web browser is available for free from www.mozilla.org/firefox.

Before you log in, please get Firefox and use it when using this system.

In order to use this system, you should use the Firefox web browser instead of Internet Explorer. The Firefox web browser is available for free from www.mozilla.org/firefox
Before you log in, please first get Firefox and use it when using this system. If you have any questions about this, please contact Lisa -- email address info@breedercare.com

Username:

Password:

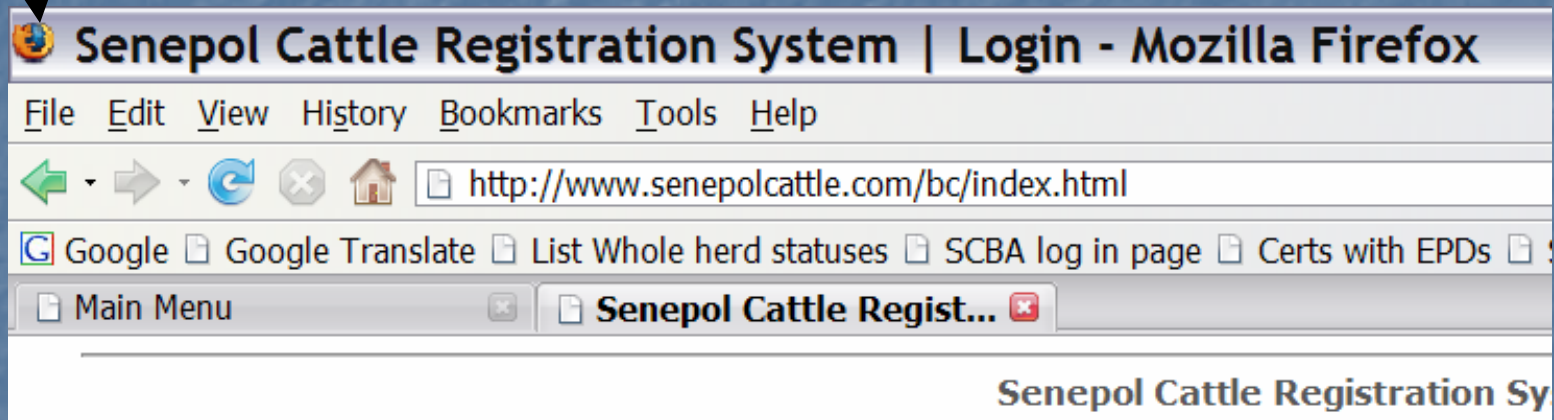
Remember my username on this computer

Login

[Forgot your password?](#)

Overview Cattle Registry System

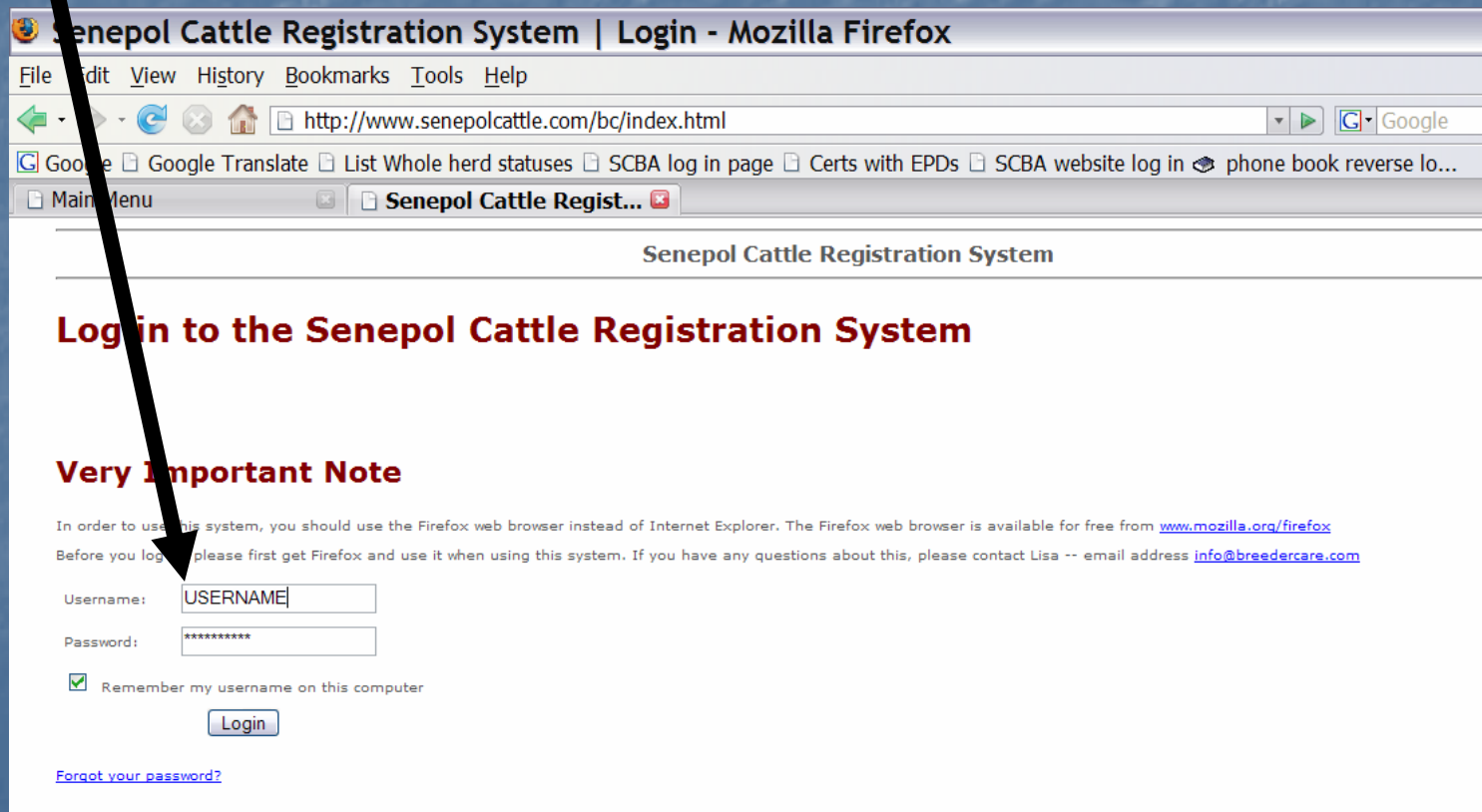
When using Mozilla Firefox, you should have this symbol at the top of your screen.



Overview Cattle Registry System

Enter your Username and Password

- Username and Password are provided by SCBA office for paid members. If you need your Username and password, please contact SCBA office.



Senepol Cattle Registration System | Login - Mozilla Firefox

File Edit View History Bookmarks Tools Help

http://www.senepolcattle.com/bc/index.html

Google Translate List Whole herd statuses SCBA log in page Certs with EPDs SCBA website log in phone book reverse lo...

Main Menu Senepol Cattle Regist...

Senepol Cattle Registration System

Login to the Senepol Cattle Registration System

Very Important Note

In order to use this system, you should use the Firefox web browser instead of Internet Explorer. The Firefox web browser is available for free from www.mozilla.org/firefox. Before you log in, please first get Firefox and use it when using this system. If you have any questions about this, please contact Lisa -- email address info@breedercare.com

Username:

Password:

Remember my username on this computer

[Forgot your password?](#)

Overview Cattle Registry System

Congratulations! You are now logged into the SCBA Cattle Registry System. Your name should show here.



Main Menu - Mozilla Firefox

File Edit View History Bookmarks Tools Help

http://www.senepolcattle.com/bc/mainmenu.html

Google Google Translate List Whole herd statuses SCBA log in page Certs with EPDs SCBA website log in phone book reverse lo...

Senepol Cattle Registration System

You are logged in as **YOUR NAME**. [Main Menu](#) | [Log out](#)

Main Menu

- ◆ [Animals](#)

Links

- ◆ [Register animals](#)
- ◆ [Enter weaning weights](#)
- ◆ [Enter yearling weights](#)

"Query Reports"

- ◆ [Animals](#)
 - ◇ [Animals you have in Whole Herd Reporting, for a given year](#)

Account Options

- ◆ [Change Your Password](#)

[Return to the page you were just at \(go back\)](#)

[Go to the main menu](#)

[Log out](#)

Overview Cattle Registry System

Main Menu – at anytime you wish to get to the Main Menu – click here.



The screenshot shows a Mozilla Firefox browser window displaying the Senepol Cattle Registration System. The address bar shows the URL <http://www.senepolcattle.com/bc/mainmenu.html>. The page title is "Main Menu - Mozilla Firefox". The browser's menu bar includes File, Edit, View, History, Bookmarks, Tools, and Help. The address bar contains navigation buttons and a search engine dropdown set to Google. The browser's tab bar shows several open tabs, including "Google", "Google Translate", "List Whole herd statuses", "SCBA log in page", "Certs with EPDs", "SCBA website log in", and "phone book reverse lo...".

The main content area is titled "Senepol Cattle Registration System". A yellow navigation bar at the top of the content area displays "You are logged in as YOUR NAME." followed by links for "Main Menu" and "Log out". A black arrow points to the "Main Menu" link.

Below the navigation bar, the page is organized into sections:

- Main Menu**
 - ◆ [Animals](#)
- Links**
 - ◆ [Register animals](#)
 - ◆ [Enter weaning weights](#)
 - ◆ [Enter yearling weights](#)
- "Query Reports"**
 - ◆ **Animals**
 - ◇ [Animals you have in Whole Herd Reporting, for a given year](#)
- Account Options**
 - ◆ [Change Your Password](#)

At the bottom of the page, there are three links: [Return to the page you were just at \(go back\)](#), [Go to the main menu](#), and [Log out](#).

Overview Cattle Registry System

Log out – at anytime you wish to log out of the Cattle Registry System – click here.



Main Menu - Mozilla Firefox

File Edit View History Bookmarks Tools Help

http://www.senepolcattle.com/bc/mainmenu.html

Google Google Translate List Whole herd statuses SCBA log in page Certs with EPDs SCBA website log in phone book reverse lo...

Senepol Cattle Registration System

You are logged in as **YOUR NAME**. [Main Menu](#) | [Log out](#)

Main Menu

- ◆ [Animals](#)

Links

- ◆ [Register animals](#)
- ◆ [Enter weaning weights](#)
- ◆ [Enter yearling weights](#)

"Query Reports"

- ◆ [Animals](#)
 - ◆ [Animals you have in Whole Herd Reporting, for a given year](#)

Account Options

- ◆ [Change Your Password](#)

[Return to the page you were just at \(go back\)](#)

[Go to the main menu](#)

[Log out](#)

Overview Cattle Registry System

To view your animals and their performance information click here



Main Menu - Mozilla Firefox

File Edit View History Bookmarks Tools Help

http://www.senepolcattle.com/bc/mainmenu.html

Google Translate List Whole herd statuses SCBA log in page Certs with EPDs SCBA website log in phone book reverse lo...

Senepol Cattle Registration System

You are logged in as YOUR NAME. [Main Menu](#) | [Log out](#)

Main Menu

- ♦ [Animals](#)

Links

- ♦ [Register animals](#)
- ♦ [Enter weaning weights](#)
- ♦ [Enter yearling weights](#)

"Query Reports"

- ♦ [Animals](#)
 - ♦ [Animals you have in Whole Herd Reporting, for a given year](#)

Account Options

- ♦ [Change Your Password](#)

[Return to the page you were just at \(go back\)](#)

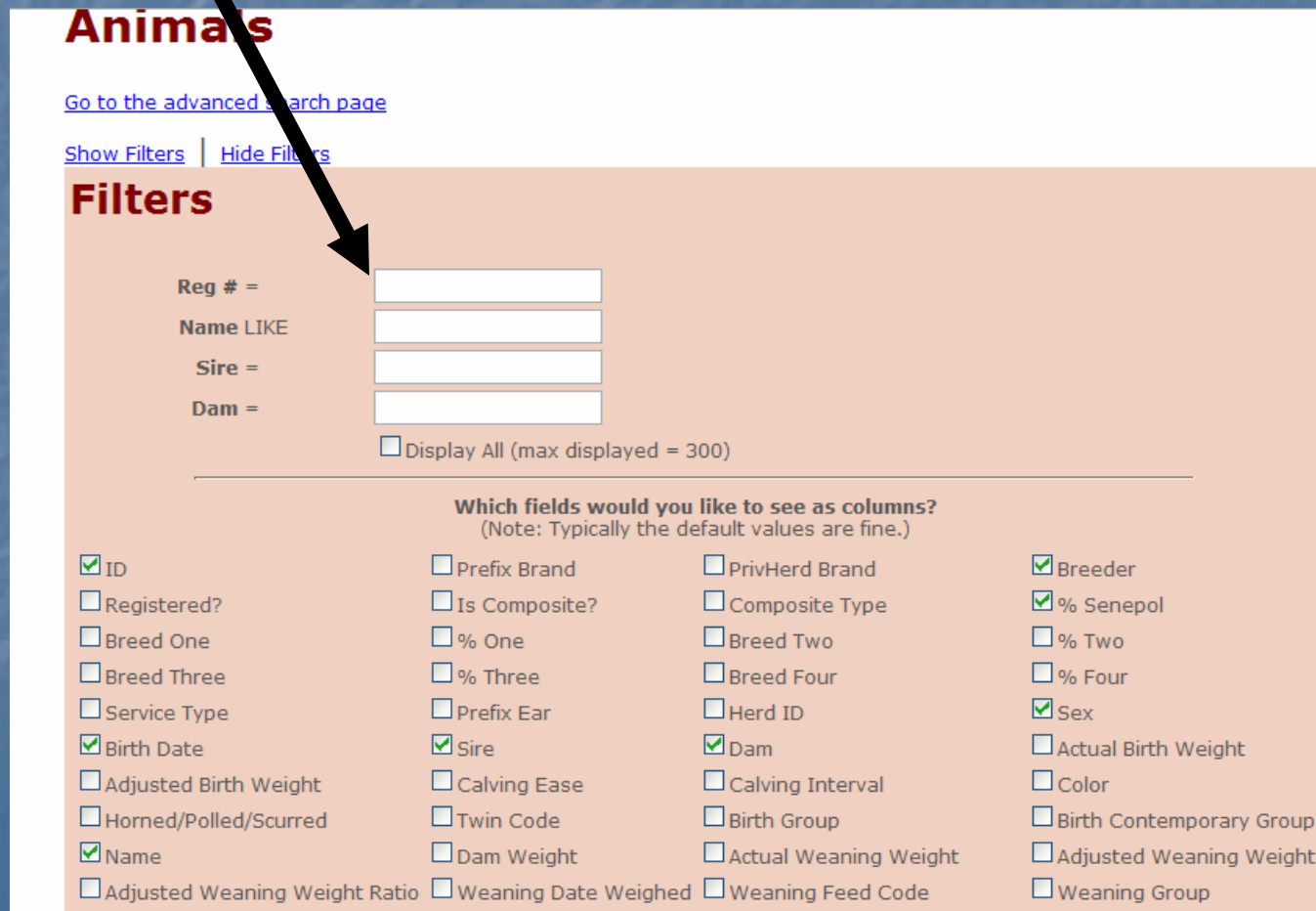
[Go to the main menu](#)

[Log out](#)

Overview Cattle Registry System

Animal Search – when logged in

Once logged in, you can view performance data on all YOUR animals (but only your animals)



Animals

[Go to the advanced search page](#)

[Show Filters](#) | [Hide Filters](#)

Filters

Reg # =

Name LIKE

Sire =

Dam =

Display All (max displayed = 300)

Which fields would you like to see as columns?
(Note: Typically the default values are fine.)

<input checked="" type="checkbox"/> ID	<input type="checkbox"/> Prefix Brand	<input type="checkbox"/> PrivHerd Brand	<input checked="" type="checkbox"/> Breeder
<input type="checkbox"/> Registered?	<input type="checkbox"/> Is Composite?	<input type="checkbox"/> Composite Type	<input checked="" type="checkbox"/> % Senepol
<input type="checkbox"/> Breed One	<input type="checkbox"/> % One	<input type="checkbox"/> Breed Two	<input type="checkbox"/> % Two
<input type="checkbox"/> Breed Three	<input type="checkbox"/> % Three	<input type="checkbox"/> Breed Four	<input type="checkbox"/> % Four
<input type="checkbox"/> Service Type	<input type="checkbox"/> Prefix Ear	<input type="checkbox"/> Herd ID	<input checked="" type="checkbox"/> Sex
<input checked="" type="checkbox"/> Birth Date	<input checked="" type="checkbox"/> Sire	<input checked="" type="checkbox"/> Dam	<input type="checkbox"/> Actual Birth Weight
<input type="checkbox"/> Adjusted Birth Weight	<input type="checkbox"/> Calving Ease	<input type="checkbox"/> Calving Interval	<input type="checkbox"/> Color
<input type="checkbox"/> Horned/Polled/Scurred	<input type="checkbox"/> Twin Code	<input type="checkbox"/> Birth Group	<input type="checkbox"/> Birth Contemporary Group
<input checked="" type="checkbox"/> Name	<input type="checkbox"/> Dam Weight	<input type="checkbox"/> Actual Weaning Weight	<input type="checkbox"/> Adjusted Weaning Weight
<input type="checkbox"/> Adjusted Weaning Weight Ratio	<input type="checkbox"/> Weaning Date Weighed	<input type="checkbox"/> Weaning Feed Code	<input type="checkbox"/> Weaning Group

Overview Cattle Registry System

Animal Search – when logged in

Search for your animals by typing the following:

* Registration number

* Sire Registration number

* Name (partial name acceptable)

* Dam Registration number

Animals

[Go to the advanced search page](#)

[Show Filters](#) | [Hide Filters](#)

Filters

Reg # =

Name LIKE

Sire =

Dam =

Display All (max displayed = 300)

Which fields would you like to see as columns?
(Note: Typically the default values are fine.)

<input checked="" type="checkbox"/> ID	<input type="checkbox"/> Prefix Brand	<input type="checkbox"/> PrivHerd Brand
<input type="checkbox"/> Registered?	<input type="checkbox"/> Is Composite?	<input type="checkbox"/> Composite Type
<input type="checkbox"/> Breed One	<input type="checkbox"/> % One	<input type="checkbox"/> Breed Two
<input type="checkbox"/> Breed Three	<input type="checkbox"/> % Three	<input type="checkbox"/> Breed Four
<input type="checkbox"/> Service Type	<input type="checkbox"/> Prefix Ear	<input type="checkbox"/> Herd ID
<input checked="" type="checkbox"/> Birth Date	<input checked="" type="checkbox"/> Sire	<input checked="" type="checkbox"/> Dam
<input type="checkbox"/> Adjusted Birth Weight	<input type="checkbox"/> Calving Ease	<input type="checkbox"/> Calving Interval
<input type="checkbox"/> Horned/Polled/Scurred	<input type="checkbox"/> Twin Code	<input type="checkbox"/> Birth Group
<input checked="" type="checkbox"/> Name	<input type="checkbox"/> Dam Weight	<input type="checkbox"/> Actual Weaning Weight
<input type="checkbox"/> Adjusted Weaning Weight Ratio	<input type="checkbox"/> Weaning Date Weighed	<input type="checkbox"/> Weaning Feed Code
<input type="checkbox"/> Weaning Contemporary Group	<input type="checkbox"/> Weaning Sex	<input type="checkbox"/> Weaning Hip
<input type="checkbox"/> Disposal Date	<input type="checkbox"/> Actual Yearling Weight	<input type="checkbox"/> Adjusted Yearling Weight

[Go to the advanced search page](#)

[Show Filters](#) | [Hide Filters](#)

Filters

Reg # =

Name LIKE

Sire =

Dam =

Display All (max displayed = 300)

The more information you enter,
the smaller your results will be.

To view the maximum
display, click this box.

Overview Cattle Registry System

Animal Search – when logged in

Scroll down to view all animal data or click:



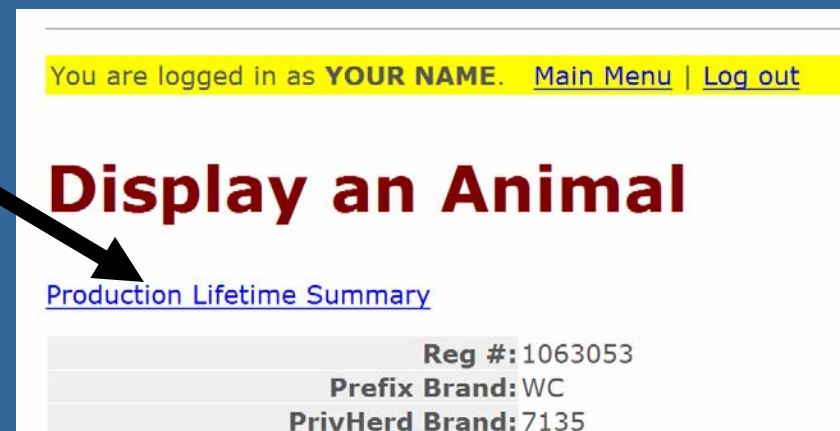
You are logged in as YOUR NAME. [Main Menu](#) | [Log out](#)

Display an Animal

[Production Lifetime Summary](#)

Reg #:	1063053
Prefix Brand:	
PrivHerd Brand:	7135
Brand:	
Location:	
elite_string:	
Breeder:	Annaly Farms
Registered?:	y
Is Composite?:	n
Composite Type:	
% Senepol:	100.00
Breed One:	SE (Senepol)
% One:	100.00
Breed Two:	
% Two:	
Breed Three:	
% Three:	
Breed Four:	
% Four:	
Service Type:	N - Natural Service
Prefix Ear:	
Herd ID:	7135
Sex:	Cow
Birth Date:	10/20/1991
Sire:	1005980 - WC 525 S
Dam:	1006585 - WC 5571
Dam Age at birth:	2.87

“Production Lifetime Summary”
to view production report.



You are logged in as YOUR NAME. [Main Menu](#) | [Log out](#)

Display an Animal

[Production Lifetime Summary](#)

Reg #:	1063053
Prefix Brand:	WC
PrivHerd Brand:	7135

Overview Cattle Registry System

Animal Search – when logged in

View the animals “Dam” or “Sire” Lifetime Production Summary

Top portion is just like public website. It includes EPDs and 3 generation pedigree information

You are logged in as YOUR NAME. [Main Menu](#) | [Log out](#)

Dam Lifetime Production Summary

Reg #: 1063053 Breeder: Annaly Farms (SCBA ID 5)
Name: WC 7135 Present: Annaly Farms (SCBA ID 5)
Owner(s): 10/20/1991
Tattoo RE: WC LE: 7135 Sex: Cow
DOB: 10/20/1991 % Senepol: FULLBLOOD SENEPOL

EPDs

	Birth Weight	Weaning Weight	Maternal Milk	Maternal M & G	Scrotal Circum	Yearling Weight
EPD	2.100	16.743	5.182	13.5535		20.028
ACC	0.27	0.42	0.42			0.33

Pedigree

WC 7135
FULLBLOOD SENEPOL
1063053

WC 525 S
FULLBLOOD SENEPOL [WW, YW]
1005980

WC 6004
FULLBLOOD SENEPOL
1003327

WCS 182
FULLBLOOD SENEPOL
1001280

WCS 203
20-09 SE
1001232

WCS 2326
FULLBLOOD SENEPOL
1000883

FOUNDATION
2-09
1052531

FOUNDATION
FULLBLOOD SENEPOL
1067569

WCS 410 S
FULLBLOOD SENEPOL [WW, YW, MT]
1004591

WCS 6046
FULLBLOOD SENEPOL
1003065

WCS 1958
FULLBLOOD SENEPOL
1000824

WC 5571
FULLBLOOD SENEPOL
1006585

WCS 3342
FULLBLOOD SENEPOL
1001675

WC 71
FULLBLOOD SENEPOL
1001175

Overview Cattle Registry System

Animal Search – when logged in

View the animals “Dam” or “Sire” Lifetime Production Summary

Bottom portion shows production report for the animal in question PLUS all this animals' progeny.

WC 7135 (Reg #1063053):

Reg #	Name	% Senepol	Sex	Birth Date	Sire	Dam	Adjusted Birth Weight	Birth Weight Ratio	Color	Adjusted Weaning Weight	Adjusted Weaning Weight Ratio	Adjusted Yearling Weight	Adjusted Yearling Weight Ratio	EPD BW	EPD BW ACC	EPD WW	EPD WW ACC	EPD MLK	EPD MLK ACC	EPD YW	EPD YW ACC	EPD MG
1063053	WC 7135	100.00	Cow	10/20/1991	1005980 WC 525 S	1006585 WC 5571			3 - Medium Red	551	115	763	114	2.1	0.27	16.7	0.42	5.2	0.42	20	0.33	13.6

Progeny for WC 7135 (Reg #1063053):

Reg #	Name	% Senepol	Sex	Birth Date	Sire	Dam	Age at birth	Calving Interval	Adjusted Birth Weight	Birth Weight Ratio	Color	Adjusted Weaning Weight	Adjusted Weaning Weight Ratio	Adjusted Yearling Weight	Adjusted Yearling Weight Ratio	EPD BW	EPD BW ACC	EPD WW	EPD WW ACC	EPD MLK	EPD MLK ACC	EPD YW	EPD YW ACC	EPD MG
1077014	WC 7618D	100.00	Cow	10/18/1994	1064019 WC 754A	WC 754A	3y 0m	-1			3 - Medium Red	508	98	649	94	2.2	0.05	11.7	0.29	5.3	0.21	8.7	0.24	11.1
1078836	WC 413E	100.00	Bull	11/30/1995	1063969 WC	WC	4y				3 -					0.0	0.05	12.2	0.29	-1.7	0.22	6.8	0.25	4.3
1080941	WC																					11.8	0.23	7.2

Actual Birth Weights, Weaning Weights, Yearling Weight including adjusted weights, ratios and EPDs

[Return to the page you were just on](#)

Overview Cattle Registry System

Animal Search – when logged in

For more search filters, go to the advanced search page.

The image shows a screenshot of the 'Animals' search page in a cattle registry system. The page is titled 'Animals' and includes a link to 'Go to the advanced search page'. Below this, there are 'Show Filters' and 'Hide Filters' links, followed by a 'Filters' section. The filters section contains several input fields for 'Reg # =', 'Name LIKE', 'Sire =', and 'Dam =', along with a 'Display All (max displayed = 300)' checkbox. A large blue circle highlights the 'Go to the advanced search page' link, and a black arrow points from the text above to this link. Another black arrow points from the text above to the 'Go to the advanced search page' link in the callout. The callout shows a zoomed-in view of the 'Go to the advanced search page' link, the 'Show Filters' and 'Hide Filters' links, and the 'Filters' section with its input fields and checkbox.

Animals

[Go to the advanced search page](#)

[Show Filters](#) | [Hide Filters](#)

Filters

Reg # =

Name LIKE

Sire =

Dam =

Display All (max displayed = 300)

Which fields would you like to see as columns?
(Note: Typically the default values are fine.)

<input checked="" type="checkbox"/> ID	<input type="checkbox"/> Prefix Brand	<input type="checkbox"/> PrivHerd Brand
<input type="checkbox"/> Registered?	<input type="checkbox"/> Is Composite?	<input type="checkbox"/> Composite Type
<input type="checkbox"/> Breed One	<input type="checkbox"/> % One	<input type="checkbox"/> Breed Two
<input type="checkbox"/> Breed Three	<input type="checkbox"/> % Three	<input type="checkbox"/> Breed Four
<input type="checkbox"/> Service Type	<input type="checkbox"/> Prefix Ear	<input type="checkbox"/> Herd ID
<input checked="" type="checkbox"/> Birth Date	<input checked="" type="checkbox"/> Sire	<input checked="" type="checkbox"/> Dam
<input type="checkbox"/> Adjusted Birth Weight	<input type="checkbox"/> Calving Ease	<input type="checkbox"/> Calving Interval
<input type="checkbox"/> Horned/Polled/Scurred	<input type="checkbox"/> Twin Code	<input type="checkbox"/> Birth Group
<input checked="" type="checkbox"/> Name	<input type="checkbox"/> Dam Weight	<input type="checkbox"/> Actual Weaning Weight
<input type="checkbox"/> Adjusted Weaning Weight Ratio	<input type="checkbox"/> Weaning Date Weighed	<input type="checkbox"/> Weaning Feed Code
<input type="checkbox"/> Weaning Contemporary Group	<input type="checkbox"/> Weaning Sex	<input type="checkbox"/> Weaning Hip
<input type="checkbox"/> Disposal Date	<input type="checkbox"/> Actual Yearling Weight	<input type="checkbox"/> Adjusted Yearling Weight

Overview Cattle Registry System

To register animals – click here



Main Menu - Mozilla Firefox

File Edit View History Bookmarks Tools Help

http://www.senepolcattle.com/bc/mainmenu.html

Google Translate List Whole herd statuses SCBA log in page Certs with EPDs SCBA website log in phone book reverse lo...

Senepol Cattle Registration System

You are logged in as YOUR NAME. [Main Menu](#) | [Log out](#)

Main Menu

[Animals](#)

Links

- ◆ [Register animals](#)
- ◆ [Enter weaning weights](#)
- ◆ [Enter yearling weights](#)

"Query Reports"

- ◆ [Animals](#)
 - ◇ [Animals you have in Whole Herd Reporting, for a given year](#)

Account Options

- ◆ [Change Your Password](#)

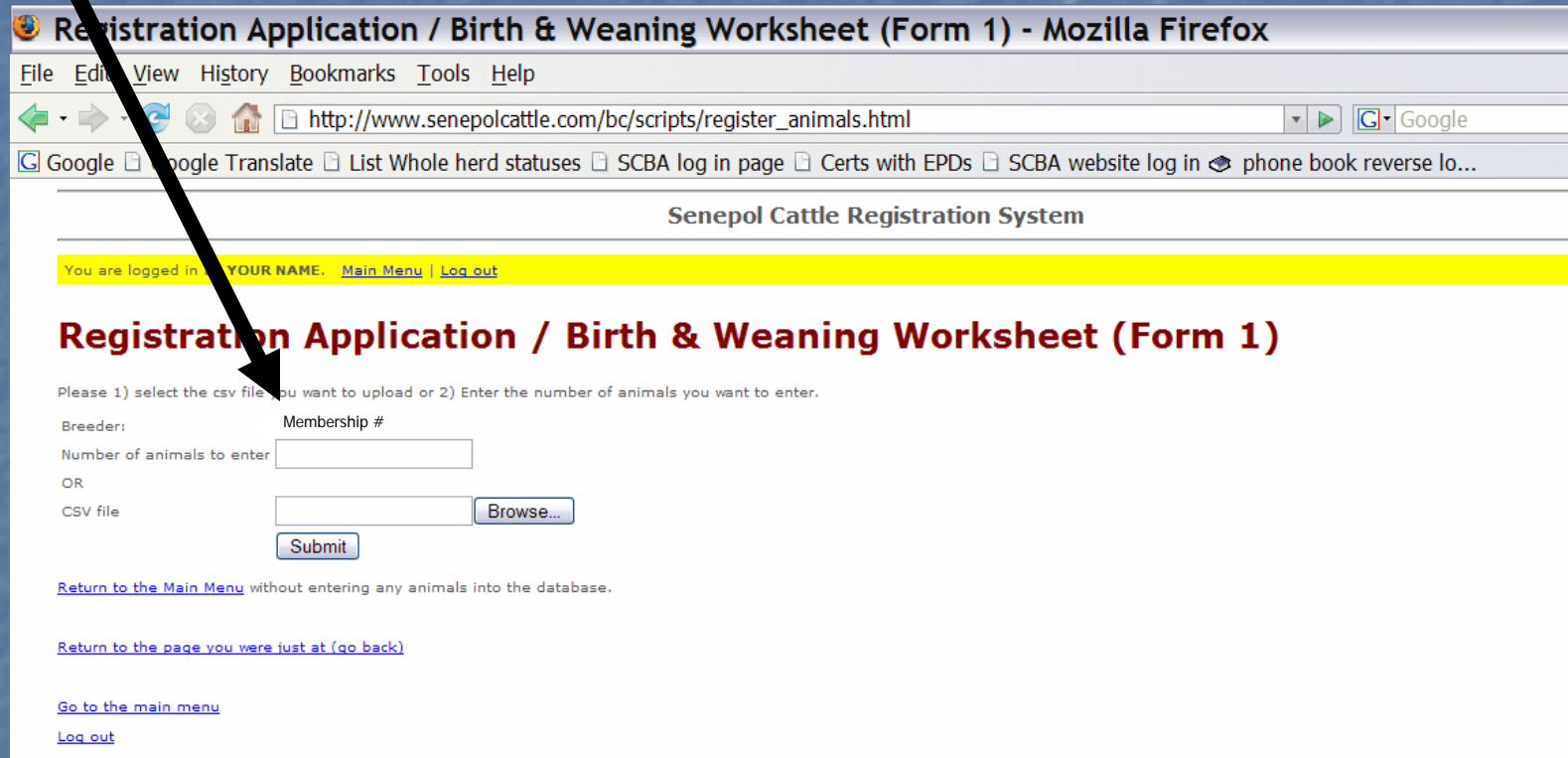
[Return to the page you were just at \(go back\)](#)

[Go to the main menu](#)

[Log out](#)

Registering Animals

Your membership # displays here



Registration Application / Birth & Weaning Worksheet (Form 1) - Mozilla Firefox

File Edit View History Bookmarks Tools Help

http://www.senepolcattle.com/bc/scripts/register_animals.html

Google

Google Translate List Whole herd statuses SCBA log in page Certs with EPDs SCBA website log in phone book reverse lo...

Senepol Cattle Registration System

You are logged in as YOUR NAME. [Main Menu](#) | [Log out](#)

Registration Application / Birth & Weaning Worksheet (Form 1)

Please 1) select the csv file you want to upload or 2) Enter the number of animals you want to enter.

Breeder: Membership #

Number of animals to enter

OR

CSV file

[Return to the Main Menu](#) without entering any animals into the database.

[Return to the page you were just at \(go back\)](#)

[Go to the main menu](#)

[Log out](#)

Registering Animals

Two options to enter data

1. Manually enter line by line
2. Upload a CSV spreadsheet

The screenshot shows a web browser window with the title "Registration Application / Birth & Weaning Worksheet (Form 1) - Mozilla Firefox". The address bar shows the URL "http://www.senepolcattle.com/bc/scripts/register_animals.html". The browser's menu bar includes File, Edit, View, History, Bookmarks, Tools, and Help. The page content is titled "Senepol Cattle Registration System" and features a yellow status bar indicating the user is logged in as "YOUR NAME" with links for "Main Menu" and "Log out". The main heading is "Registration Application / Birth & Weaning Worksheet (Form 1)". Below this, instructions state: "Please 1) select the csv file you want to upload or 2) Enter the number of animals you want to enter." The form includes a "Breeder:" label, a "Membership #" label, and a text input field. Below this is a "Number of animals to enter" label and another text input field. The word "OR" is centered between the two input sections. The "CSV file" label is followed by a text input field and a "Browse..." button. At the bottom of the form is a "Submit" button. Navigation links at the bottom of the page include "Return to the Main Menu without entering any animals into the database.", "Return to the page you were just at (go back)", "Go to the main menu", and "Log out".

Registration Application / Birth & Weaning Worksheet (Form 1)

Please 1) select the csv file you want to upload or 2) Enter the number of animals you want to enter.

Breeder: Membership #

Number of animals to enter

OR

CSV file

[Return to the Main Menu](#) without entering any animals into the database.

[Return to the page you were just at \(go back\)](#)

[Go to the main menu](#)

[Log out](#)

Registering Animals - Manually Entering Data Process

Enter the quantity of animals you wish to register and click "submit" button.

Registration Application / Birth & Weaning Worksheet (Form 1) - Mozilla Firefox

File Edit View History Bookmarks Tools Help

http://www.senepolcattle.com/bc/scripts/register_animals.html

Google

Google Translate List Whole herd statuses SCBA log in page Certs with EPDs SCBA website log in phone book reverse lo...

Senepol Cattle Registration System

You are logged in as YOUR NAME. [Main Menu](#) | [Log out](#)

Registration Application / Birth & Weaning Worksheet (Form 1)

Please 1) select the csv file you want to upload or 2) Enter the number of animals you want to enter.

Breeder: Membership #

Number of animals to enter

OR

CSV file

[Return to the Main Menu](#) without entering any animals into the database.

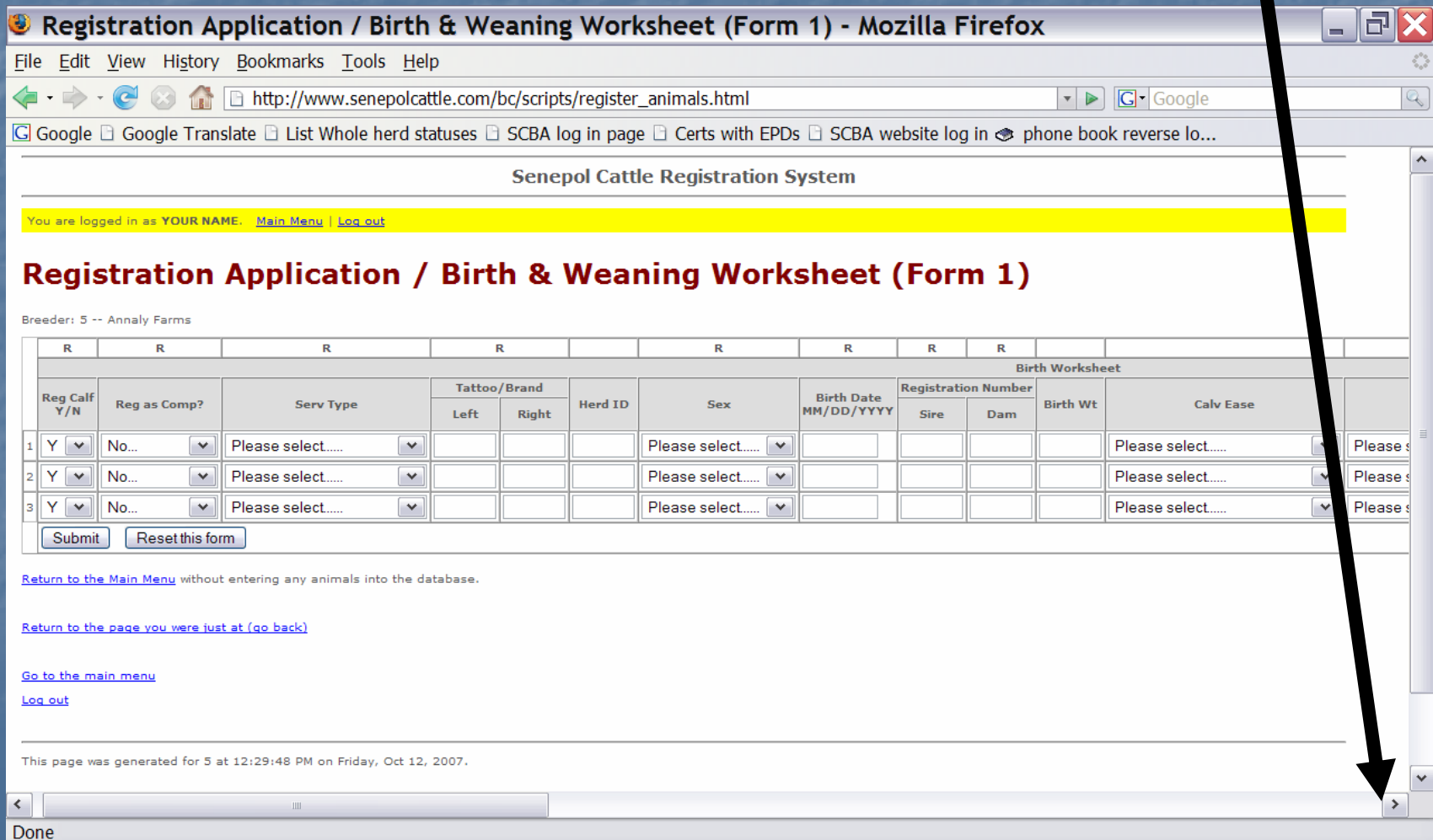
[Return to the page you were just at \(go back\)](#)

[Go to the main menu](#)

[Log out](#)

Registering Animals - Manually Entering Data Process

Birth & Weaning Worksheet is very long. To view entire worksheet, scroll to the right using arrows.



Registration Application / Birth & Weaning Worksheet (Form 1) - Mozilla Firefox

File Edit View History Bookmarks Tools Help

http://www.senepolcattle.com/bc/scripts/register_animals.html

Senepol Cattle Registration System

You are logged in as YOUR NAME. [Main Menu](#) | [Log out](#)

Registration Application / Birth & Weaning Worksheet (Form 1)

Breeder: 5 -- Annaly Farms

R	R	R	Tattoo/Brand		Herd ID	Sex	Birth Date MM/DD/YYYY	Registration Number		Birth Wt	Calv Ease	
			Left	Right				Sire	Dam			
1	Y	No...	Please select.....				Please select.....				Please select.....	Please s
2	Y	No...	Please select.....				Please select.....				Please select.....	Please s
3	Y	No...	Please select.....				Please select.....				Please select.....	Please s

[Return to the Main Menu](#) without entering any animals into the database.

[Return to the page you were just at \(go back\)](#)

[Go to the main menu](#)

[Log out](#)

This page was generated for 5 at 12:29:48 PM on Friday, Oct 12, 2007.

Done

Registering Animals - Manually Entering Data Process

All items marked "R" are required fields.

Registration Application / Birth & Weaning Worksheet (Form 1) - Mozilla Firefox

http://www.senepolcattle.com/bc/scripts/register_animals.html

Senepol Cattle Registration System

You are logged in as: YOUR NAME. [Main Menu](#) | [Log out](#)

Registration Application / Birth & Weaning Worksheet (Form 1)

Breed: 5 -- Animal: Farms

	R	R	R	R		Herd ID	Sex	Birth Date MM/DD/YYYY	R		Birth Wt	Calf Ease	
	Reg Calf Y/N	Reg as Comp?	Serv Type	Tattoo/Brand					Registration Number				
				Left	Right			Sire	Dam				
1	Y	No...	Please select.....				Please select.....					Please select.....	Please s
2	Y	No...	Please select.....				Please select.....					Please select.....	Please s
3	Y	No...	Please select.....				Please select.....					Please select.....	Please s

[Return to the Main Menu](#) without entering any animals into the database.

[Return to the page you were just at \(go back\)](#)

[Go to the main menu](#)

[Log out](#)

This page was generated for 5 at 12:29:48 PM on Friday, Oct 12, 2007.

Done

Registering Animals - Manually Entering Data Process

Register calf?

Click Drop down arrow to select Yes or No.

The screenshot shows a web browser window titled "Registration Application / Birth & Weaning Worksheet (Form 1) - Mozilla Firefox". The address bar shows the URL "http://www.senepolcattle.com/bc/scripts/register_animals.html". The page content includes a navigation bar with "Main Menu" and "Log out" links, and a yellow status bar indicating the user is logged in as "YOUR NAME".

The main heading is "Registration Application / Birth & Weaning Work". Below this, there is a form for entering animal data. The form has several columns: "Reg Calf Y/N", "Reg as Comp?", "Serv Type", "Tattoo/Brand" (with sub-columns for "Left" and "Right"), "Herd ID", and "Sex".

The "Reg Calf Y/N" column contains three rows of data, each with a dropdown menu. The first row shows "Y" selected. A large blue circle highlights a detailed view of the dropdown menu, showing the text "Reg Calf Y/N" and the options "Y" and "N".

At the bottom of the page, there are several links: "Return to the Main Menu", "Return to the page you were just at (go back)", "Go to the main menu", and "Log out". A footer note states: "This page was generated for 5 at 12:29:48 PM on Friday, Oct 12, 2007." The browser status bar at the bottom shows "Done".

Registering Animals - Manually Entering Data Process

Register as Composite?

Click Drop down arrow to select Composite breed.

The screenshot shows a web browser window titled "Registration Application / Birth & Weaning Worksheet (Form 1) - Mozilla Firefox". The address bar shows the URL "http://www.senepolcattle.com/bc/scripts/register_animals.html". The page content includes a navigation bar with "Main Menu" and "Log out" links, and a yellow status bar indicating the user is logged in as "YOUR NAME".

The main heading is "Registration Application / Birth & Weaning Worksheet". Below this, it says "Breeder: 5 -- Anahly Farms".

The registration form is a table with columns: "Reg Calf Y/N", "Comp?", "Serv Type", "Tattoo/Brand" (subdivided into "Left" and "Right"), "Herd ID", and "Sex". There are three rows of data, each with a "Y" in the "Reg Calf Y/N" column and "No..." in the "Comp?" column. A dropdown arrow is visible on the "Comp?" dropdown for the first row.

A large blue circle highlights the dropdown menu for "Reg as Comp?". The menu is open, showing a list of breeds: "Senegus", "Senesin", "Seneford", "Senegalis", "Senetal", "Senegauer", and "Senepied". The "No..." option is currently selected.

At the bottom of the form, there are "Submit" and "Reset this form" buttons. Below the form, there are several links: "Return to the Main Menu", "Return to the page you were just at (go back)", "Go to the main menu", and "Log out".

At the very bottom, it says "This page was generated for 5 at 12:29:48 PM on Friday, Oct 12, 2007." and "Done" in the browser status bar.

Registering Animals - Manually Entering Data Process

Service Type?

Click Drop down arrow to select Natural, AI or ET

The screenshot shows a web browser window titled "Registration Application / Birth & Weaning Worksheet (Form 1) - Mozilla Firefox". The address bar shows the URL "http://www.senepolcattle.com/bc/scripts/register_animals.html". The page content includes a navigation bar with "Main Menu" and "Log out" links, and a yellow status bar indicating the user is logged in as "YOUR NAME".

The main heading is "Registration Application / Birth & Weaning Worksheet". Below this, it says "Breeder: 5 -- Annaly Farm".

The registration form is a table with the following columns: "Reg Calf Y/N", "Reg as Comp?", "Serv Type", "Tattoo/Brand" (subdivided into "Left" and "Right"), "Herd ID", and "Sex". There are three rows of data, each with a "Please select....." dropdown menu in the "Serv Type" column.

A large blue circle highlights the "Serv Type" dropdown menu, which is open, showing the following options:

- Please select.....
- A - Artificial Insemination
- N - Natural Service
- E - Embryo Transfer

Two black arrows point to the dropdown menu: one from the text "Service Type?" and another from the text "Click Drop down arrow to select Natural, AI or ET".

At the bottom of the page, there are links for "Return to the Main Menu", "Return to the page you were just at (go back)", "Go to the main menu", and "Log out". A footer note states: "This page was generated for 5 at 12:29:48 PM on Friday, Oct 12, 2007." The browser status bar at the bottom shows "Done".

Registering Animals - Manually Entering Data Process

- Enter Tattoo/Brand for each animal per line.
- Enter Herd ID (usually Tattoo/Brand + year Letter)
- See Rules for proper tattooing/branding instructions.

You are logged in as YOUR USERNAME. [Main Menu](#) | [Log out](#)

Registration Application / Birth & Weaning Work

Breeder: 5 -- Annaly Farms

R	R	R	Tattoo/Brand		R	R
Reg Calf Y/N	Reg as Comp?	Serv Type	Tattoo/Brand		Herd ID	Sex
			Left	Right		
1	Y	No...	Please select.....			Please select.....
2	Y	No...	Please select.....			Please select.....
3	Y	No...	Please select.....			Please select.....

[Return to the Main Menu](#) without entering any animals into the database.

[Return to the page you were just at \(go back\)](#)

[Go to the main menu](#)

[Log out](#)

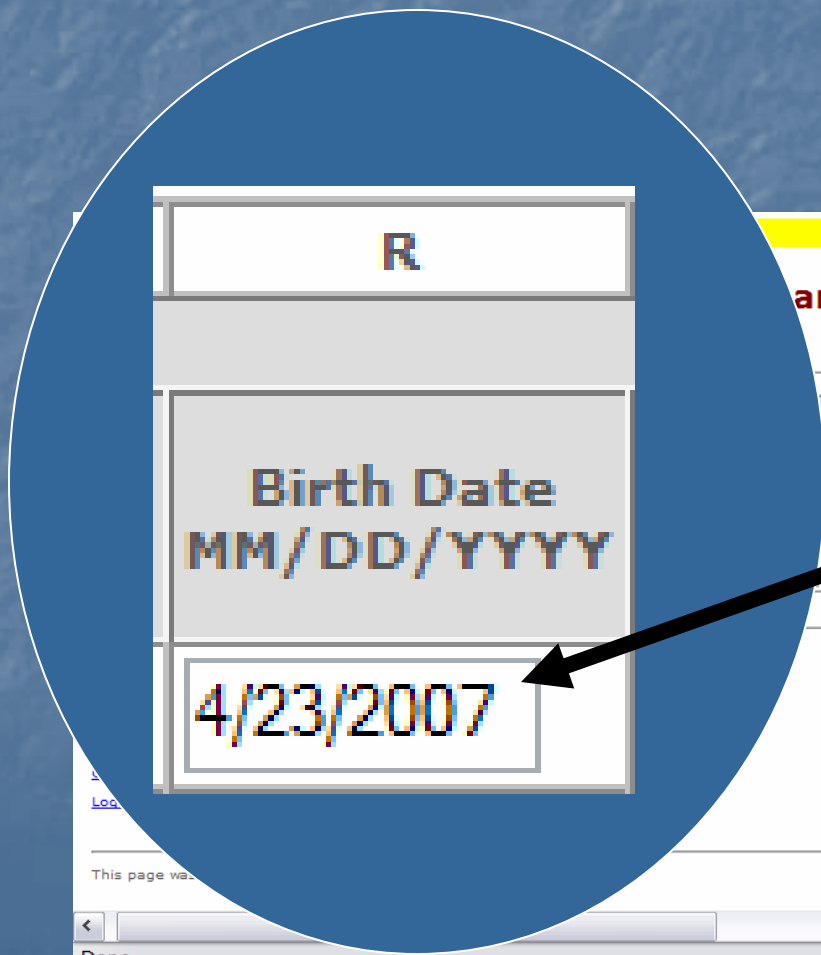
This page was generated for 5 at 12:29:48 PM on Friday, Oct 12, 2007.

Done

Registering Animals - Manually Entering Data Process

Enter Birth date of animal in month/day/year format

Note: Year must be 4 digits.



aning Worksheet (Form 1)

Birth Worksheet						
Sex	Birth Date MM/DD/YYYY	Registration Number		Birth Wt	Calv Ease	
		Sire	Dam			
Please select.....					Please select.....	Please s
Please select.....					Please select.....	Please s
Please select.....					Please select.....	Please s

Registering Animals - Manually Entering Data Process

Enter Sire and Dam SCBA registration numbers.

If non-SCBA animals, contact SCBA office to assign a registration number for sire or dam.

The image shows a screenshot of a web-based form titled "Birth Worksheet (Form 1)". A large blue circle highlights a section of the form containing two input fields for registration numbers. The field on the left is labeled "Sire" and contains the number "1110282". The field on the right is labeled "Dam" and contains the number "1104013". Above these fields, the text "Registration Number" is visible. In the background, the rest of the form is partially visible, showing fields for "Sex", "Birth Date (MM/DD/YYYY)", "Registration Number" (with sub-fields for Sire and Dam), "Birth Wt", and "Calv Ease". Each of these background fields has a "Please select....." dropdown menu. A yellow horizontal bar is at the top of the form area. A black arrow points from the text "Enter Sire and Dam SCBA registration numbers." to the highlighted fields. Another black arrow points from the text "If non-SCBA animals, contact SCBA office to assign a registration number for sire or dam." to the "Registration Number" header area.

Registration Number	
Sire	Dam
1110282	1104013

Registering Animals - Manually Entering Data Process

Enter birth weight of calf in lbs (not KG).

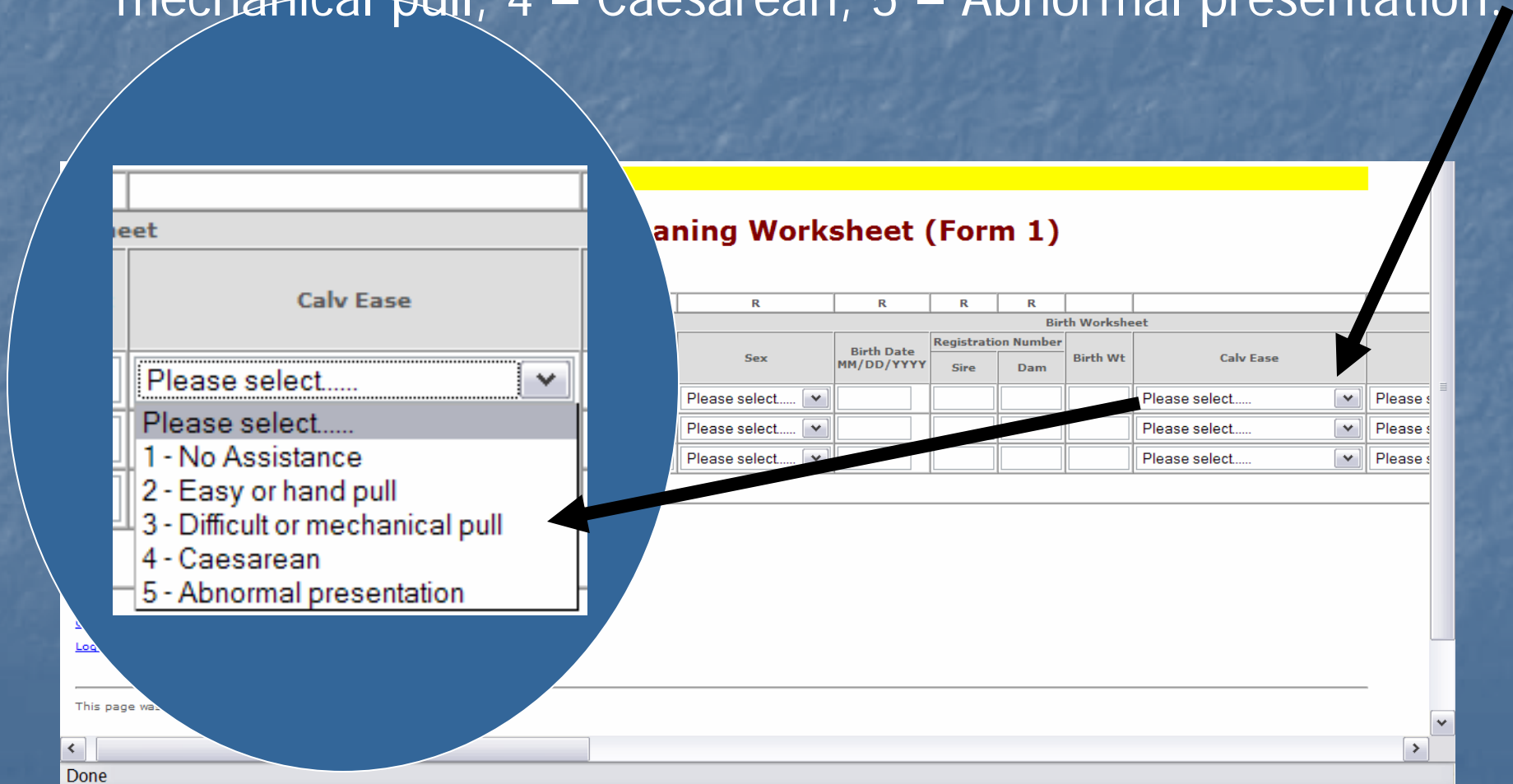
The image shows a screenshot of a web-based form titled "Birth Worksheet (Form 1)". A circular callout highlights a specific field labeled "Birth Wt" which contains the number "67". An arrow points from this callout to the "Birth Wt" column in the main table below. Another arrow points from the top of the callout to the "Please select....." dropdown menu in the "Calv Ease" column of the same row.

Sex	Birth Date MM/DD/YYYY	Registration Number		Birth Wt	Calv Ease
		Sire	Dam		
Please select.....					Please select.....
Please select.....					Please select.....
Please select.....					Please select.....

Registering Animals - Manually Entering Data Process

Enter Calving Ease by using pull down menu.

1 – No assistance, 2 – Easy or hand pull, 3 – Difficult or mechanical pull, 4 – Caesarean, 5 – Abnormal presentation.



Registering Animals - Manually Entering Data Process

By using the scroll at the bottom of the page click on the arrows to the right to see remainder of form.

You are logged in as YOUR NAME. [Main Menu](#) | [Log out](#)

Registration Application / Birth & Weaning Worksheet (Form 1)

Breeder: 5 -- Annaly Farms

R	R	R	Tattoo/Brand		Herd ID	Sex	Birth Date MM/DD/YYYY	Registration Number		Birth Wt	Calv Ease	
			Left	Right				Sire	Dam			
1	Y	No...	Please select.....				Please select.....				Please select.....	Please s
2	Y	No...	Please select.....				Please select.....				Please select.....	Please s
3	Y	No...	Please select.....				Please select.....				Please select.....	Please s

[Return to the Main Menu](#) without entering any animals into the database.

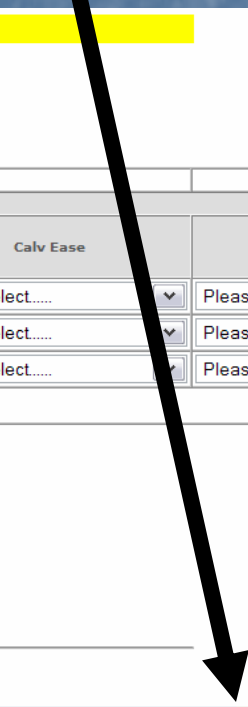
[Return to the page you were just at \(go back\)](#)

[Go to the main menu](#)

[Log out](#)

This page was generated for 5 at 12:29:48 PM on Friday, Oct 12, 2007.

Done



Registering Animals - Manually Entering Data Process

Choose the color of the animal by using the pull down menu.

1 – Black, 2 – Brown, 3 – Medium Red, 4 – Light Red,
5 – Dark Red, 6 – Yellow, 7 – White, 8 – Mixed,
9 – Red w/ White

The image shows a screenshot of a software interface for registering animals. The interface includes a table with columns for 'Color', 'Horn, Polled, or Scurred', 'Twin', 'Birth Group', and 'Name'. The 'Color' column contains a dropdown menu with the text 'Please select.....'. A large blue circle highlights this dropdown menu, and a black arrow points from the text 'Choose the color of the animal by using the pull down menu.' to the dropdown. Another black arrow points from the text '1 – Black, 2 – Brown, 3 – Medium Red, 4 – Light Red, 5 – Dark Red, 6 – Yellow, 7 – White, 8 – Mixed, 9 – Red w/ White' to the dropdown menu. The dropdown menu is open, showing a list of color options: 'Please select.....', '1 - Black', '2 - Brown', '3 - Medium Red', '4 - Light Red', '5 - Dark Red', '6 - Yellow', '7 - White', '8 - Mixed', and '9 - Red w/ White'. The 'Color' column header is 'R'. The 'Birth Group' column contains the value '1'. The 'Name' column contains the value 'SCBA 1234T'. The 'Done' button is visible at the bottom left of the interface.

Color	Horn, Polled, or Scurred	Twin	Birth Group	Name
Please select.....	Please select.....	Please select.....	1	SCBA 1234T
Please select.....	Please select.....	Please select.....		
Please select.....	Please select.....	Please select.....		

Registering Animals - Manually Entering Data Process

Choose: Horn, Polled or Scurred with the Pull down menu

The image shows a screenshot of a data entry form for registering animals. The form has several columns: Color, Horn, Polled, or Scurred, Twin, Birth Group, and Name. The 'Horn, Polled, or Scurred' column is highlighted with a blue circle, and a dropdown menu is open, showing the options: H - Horned, P - Polled, and S - Scurred. A black arrow points from the text 'Choose: Horn, Polled or Scurred with the Pull down menu' to the dropdown menu. Another black arrow points from the text 'Please select.....' in the dropdown menu to the corresponding dropdown menu in the form.

Color	Horn, Polled, or Scurred	Twin	Birth Group	Name
Please select.....	Please select.....	Please select.....	1	SCBA 1234T
Please select.....	Please select.....	Please select.....		
Please select.....	Please select.....	Please select.....		

Horn, Polled, or Scurred

Please select.....

- H - Horned
- P - Polled
- S - Scurred

Done

Registering Animals - Manually Entering Data Process

This field is optional. If animal is a twin, select from pull down menu.

Twin to Bull (this animal's twin is a bull)

Twin to Heifer (this animal's twin is a heifer)

Color	Horn, Polled, or S	Twin	Birth Group	Name
Please select.....	Please select.....	Please select.....	1	SCBA 1234T
Please select.....	Please select.....	Please select.....		
Please select.....	Please select.....	Please select.....		

Twin

Please select.....

- 1 - Single
- 2 - Twin to Bull
- 3 - Twin to Heifer
- 4 - Other

Done

Registering Animals - Manually Entering Data Process

Birth Group - This field is optional. Some breeders specify a birth group for their calves.

The screenshot shows a software interface for registering animals. It features a table with several columns: Color, Horn, Polled, or Scurred, Twin, Birth Group, and Name. The first row of data shows 'Please select.....' for Color, Horn, Polled, or Scurred, and Twin, the number '1' for Birth Group, and 'SCBA 1234T' for Name. A blue circular callout highlights the Birth Group field, which contains the number '1'. Two black arrows point from the text above to the Birth Group field in the table and the callout.

Color	Horn, Polled, or Scurred	Twin	Birth Group	Name
Please select.....	Please select.....	Please select.....	1	SCBA 1234T
Please select.....	Please select.....	Please select.....		
Please select.....	Please select.....	Please select.....		

Registering Animals - Manually Entering Data Process

This field is required. All animals must be named in this manner:

Prefix

Individual

Suffix

Breeder's herd letters

Name

Herd ID letter year

SCBA

Daisy 1234

T

The image shows a screenshot of a software interface for registering animals. A table with columns for 'Color', 'Horn, Polled, or Scurred', 'Twin', 'Birth Group', and 'Name' is visible. The 'Name' column contains the text 'SCBA 1234T'. A large blue circle highlights a portion of the interface, showing a 'Name' field with the text 'SCBA 1234T' entered. A black arrow points from the 'SCBA' text above to the 'Name' field in the table. Another black arrow points from the 'Name' field in the table to the 'Name' field in the callout. Below the table, the text 'Animal's names must conform to SCBA Rule guidelines' is displayed. The bottom of the window shows a 'Done' button.

Color	Horn, Polled, or Scurred	Twin	Birth Group	Name
Please select.....	Please select.....	Please select.....	1	SCBA 1234T
Please select.....	Please select.....	Please select.....		
Please select.....	Please select.....	Please select.....		

Animal's names must conform to SCBA Rule guidelines

Done

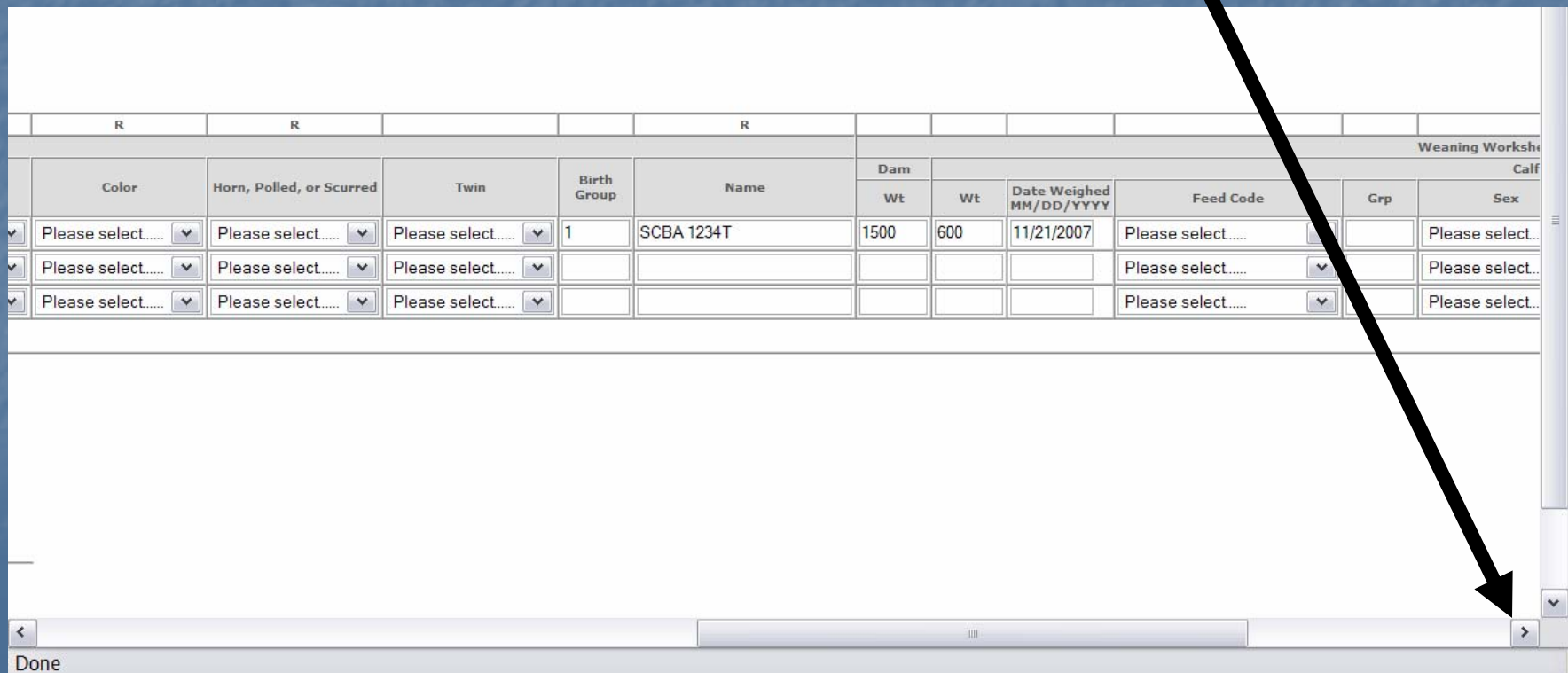
Registering Animals - Manually Entering Data Process

Prefix Year Codes

1991 – A	2002 – M
1992 – B	2003 – N
1993 – C	2004 – P
1994 – D	2005 – R
1995 – E	2006 – S
1996 – F	2007 – T
1997 – G	2008 – U
1998 – H	2009 – W
1999 – J	2010 – X
2000 – K	2011 – Y
2001 – L	2012 – Z

Registering Animals - Manually Entering Data Process

Use your arrow key to scroll to the right



The screenshot shows a data entry form for animal registration. The form is divided into several sections. The top section contains several 'R' labels. Below this is a table with columns for 'Color', 'Horn, Polled, or Scurred', 'Twin', 'Birth Group', 'Name', 'Dam', 'Wt', 'Date Weighed', 'Feed Code', 'Grp', and 'Sex'. The first row of data is filled in: 'Please select.....', 'Please select.....', 'Please select.....', '1', 'SCBA 1234T', '1500', '600', '11/21/2007', 'Please select.....', and 'Please select...'. Below the table is a large empty space. At the bottom of the form, there is a scroll bar and a right-pointing arrow key. A black arrow points from the text 'Use your arrow key to scroll to the right' to the right-pointing arrow key.

	Color	Horn, Polled, or Scurred	Twin	Birth Group	Name	Dam	Wt	Date Weighed MM/DD/YYYY	Feed Code	Grp	Sex
✓	Please select.....	Please select.....	Please select.....	1	SCBA 1234T	1500	600	11/21/2007	Please select.....		Please select...
✓	Please select.....	Please select.....	Please select.....						Please select.....		Please select...
✓	Please select.....	Please select.....	Please select.....						Please select.....		Please select...

Registering Animals - Manually Entering Data Process

This last portion of the Birth and weaning worksheet is for entering weaning data. If you do not have weaning data, you may select "Submit" at this time and receive your registration numbers.

Weaning Worksheet							
Dam		Calf					
Wt	Wt	Date Weighed MM/DD/YYYY	Feed Code	Grp	Sex	Hip Ht.	Disp
1500	600	11/21/2007	Please select.....		Please select.....		None...
			Please select.....		Please select.....		None...
			Please select.....		Please select.....		None...

Registering Animals - Manually Entering Data Process

For Weaning Weight data entry only

Enter Dam weight at weaning in Lbs. (not Kg)

1 Lbs = 2.2 Kg

The image shows a screenshot of a 'Weaning Worksheet' form. The form has several columns: 'Wt', 'Date Weighed MM/DD/YYYY', 'Feed Code', 'Grp', and 'Sex'. The first row contains the values '1500', '600', '11/21/2007', 'Please select.....', and 'Please select.....'. A circular callout highlights the 'Dam Wt' field, which contains the value '1500'. A black arrow points from the text '1 Lbs = 2.2 Kg' to the '1500' value in the 'Wt' column. Another black arrow points from the '1500' value in the 'Wt' column to the '1500' value in the 'Dam Wt' field.

Wt	Wt	Date Weighed MM/DD/YYYY	Feed Code	Grp	Sex
1500	600	11/21/2007	Please select.....		Please select.....
			Please select.....		Please select.....
			Please select.....		Please select.....

Dam Wt

1500

Registering Animals - Manually Entering Data Process

For Weaning Weight data entry only

Enter calf weight at weaning in Lbs. (not Kg)

1 Lbs = 2.2 Kg

The image shows a screenshot of a 'Weaning Worksheet' data entry form. The form has several columns: 'Dam', 'Wt', 'Date Weighed MM/DD/YYYY', 'Feed Code', 'Grp', and 'Sex'. The first row of data shows '1500' in the 'Dam' column, '600' in the 'Wt' column, '11/21/2007' in the 'Date Weighed' column, and three 'Please select.....' dropdown menus in the 'Feed Code', 'Grp', and 'Sex' columns. A circular callout on the right side of the form provides a magnified view of the 'Wt' column. In this callout, the text 'Wt' is displayed above a text input field containing the number '600'. Two black arrows point from the text above to the form: one points to the 'Wt' column header, and the other points to the '600' value in the callout.

Dam	Wt	Date Weighed MM/DD/YYYY	Feed Code	Grp	Sex
1500	600	11/21/2007	Please select.....		Please select.....
			Please select.....		Please select.....
			Please select.....		Please select.....

Registering Animals - Manually Entering Data Process

For Weaning Weight data entry only

Enter weaning weight in month, day, year format. Please note year must be 4 digit number (example 2007)

The image shows a screenshot of a 'Weaning Worksheet' form. The form has several columns: 'Dam', 'Wt', 'Date Weighed', 'Feed Code', 'Grp', and 'Sex'. The 'Date Weighed' column contains the value '11/21/2007'. A circular callout highlights the 'Date Weighed' field, showing the text 'Date Weighed MM/DD/YYYY' and the value '11/21/2007'. Two black arrows point from the text above to the 'Date Weighed' field in the table and the callout.

Dam	Wt	Date Weighed MM/DD/YYYY	Feed Code	Grp	Sex
1500	600	11/21/2007	Please select.....		Please select
			Please select.....		Please select
			Please select.....		Please select

Registering Animals - Manually Entering Data Process

For Weaning Weight data entry only

Enter the feed code by using the drop down screen

Note: Pasture only = No creep

The image shows a screenshot of a 'Weaning Worksheet' data entry form. The form has several columns: 'Dam', 'Wt', 'Date Weaned (MM/DD/Y)', 'Feed Code', 'Grp', and 'Sex'. The first row contains the values: '1500', '600', '11/21/2007', 'Please select.....', and 'Please select.....'. A large blue circle highlights the 'Feed Code' dropdown menu, which is open and shows a list of options: 'Please select.....', '1 - No Creep', '2 - Creed Fed', '3 - Other', '4 - Foster Dam', '5 - Twin raised as twin', '6 - Twin raised as single', and '7 - Embryo Transfer'. Two black arrows point from the text above to the 'Date Weaned' field and the 'Feed Code' dropdown menu.

Dam	Wt	Wt	Date Weaned (MM/DD/Y)	Feed Code	Grp	Sex
	1500	600	11/21/2007	Please select.....		Please select.....
				Please select.....		Please select.....
				Please select.....		Please select.....

Feed Code

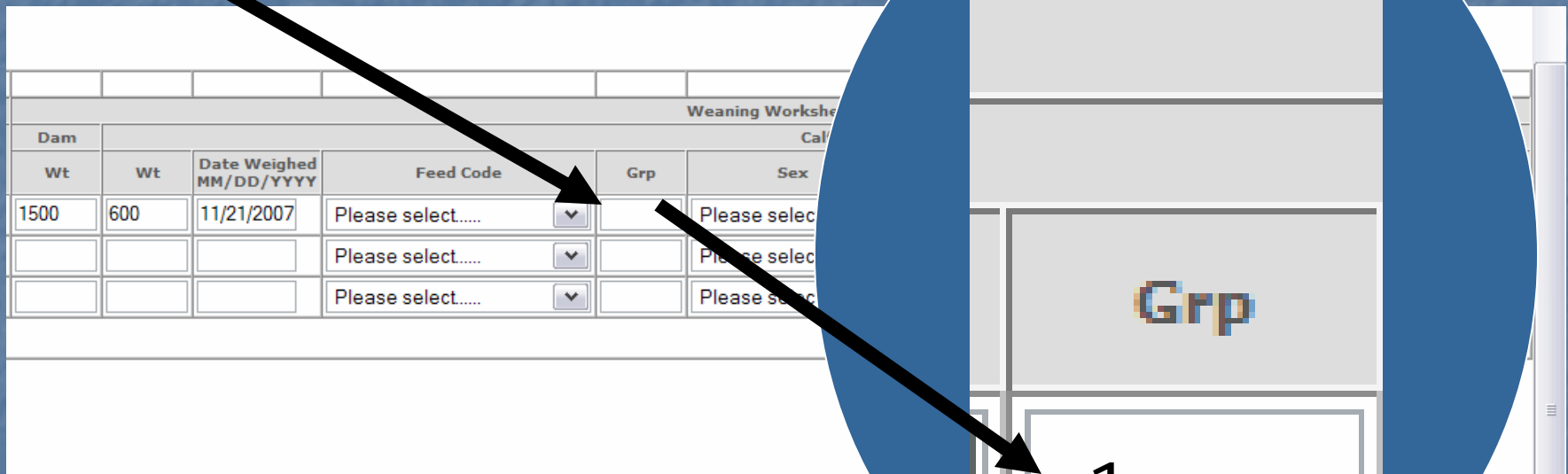
Please select.....

- 1 - No Creep
- 2 - Creed Fed
- 3 - Other
- 4 - Foster Dam
- 5 - Twin raised as twin
- 6 - Twin raised as single
- 7 - Embryo Transfer

Registering Animals - Manually Entering Data Process

For Weaning Weight data entry only

Enter the Weaning management group



The image shows a screenshot of a 'Weaning Worksheet' data entry form. The form has several columns: 'Dam', 'Wt', 'Date Weighed MM/DD/YYYY', 'Feed Code', 'Grp', and 'Sex'. The 'Feed Code' column has a dropdown menu. A circular callout highlights the 'Grp' dropdown menu, which is open and shows the number '1' as a selection option.

Dam	Wt	Date Weighed MM/DD/YYYY	Feed Code	Grp	Sex
	1500	600	11/21/2007	Please select.....	Please select.....
			Please select.....		Please select.....
			Please select.....		Please select.....

Registering Animals - Manually Entering Data Process

For Weaning Weight data entry only

Select gender of calf at weaning. Should be same as sex a birth unless bull calf was steered.

The image shows a screenshot of a 'Weaning Worksheet' form. A blue circle highlights a dropdown menu for the 'Sex' field. The dropdown menu is open, showing the following options: 'Please select.....', 'Please select.....', 'Bull', 'Cow', and 'Steer'. The first two options are highlighted with a dotted border. Arrows point from the text above to the dropdown menu and the 'Sex' column in the table.

Weaning Worksheet		
Calf		
Sex	Hip Ht.	Disp
Please select.....		None...
Please select.....		None...
Please select.....		None...

Registering Animals - Manually Entering Data Process

For Weaning Weight data entry only

Hip Height is optional but by entering this information, you will receive a frame score for this animal. Hip Heights must be taken by an approved technician.

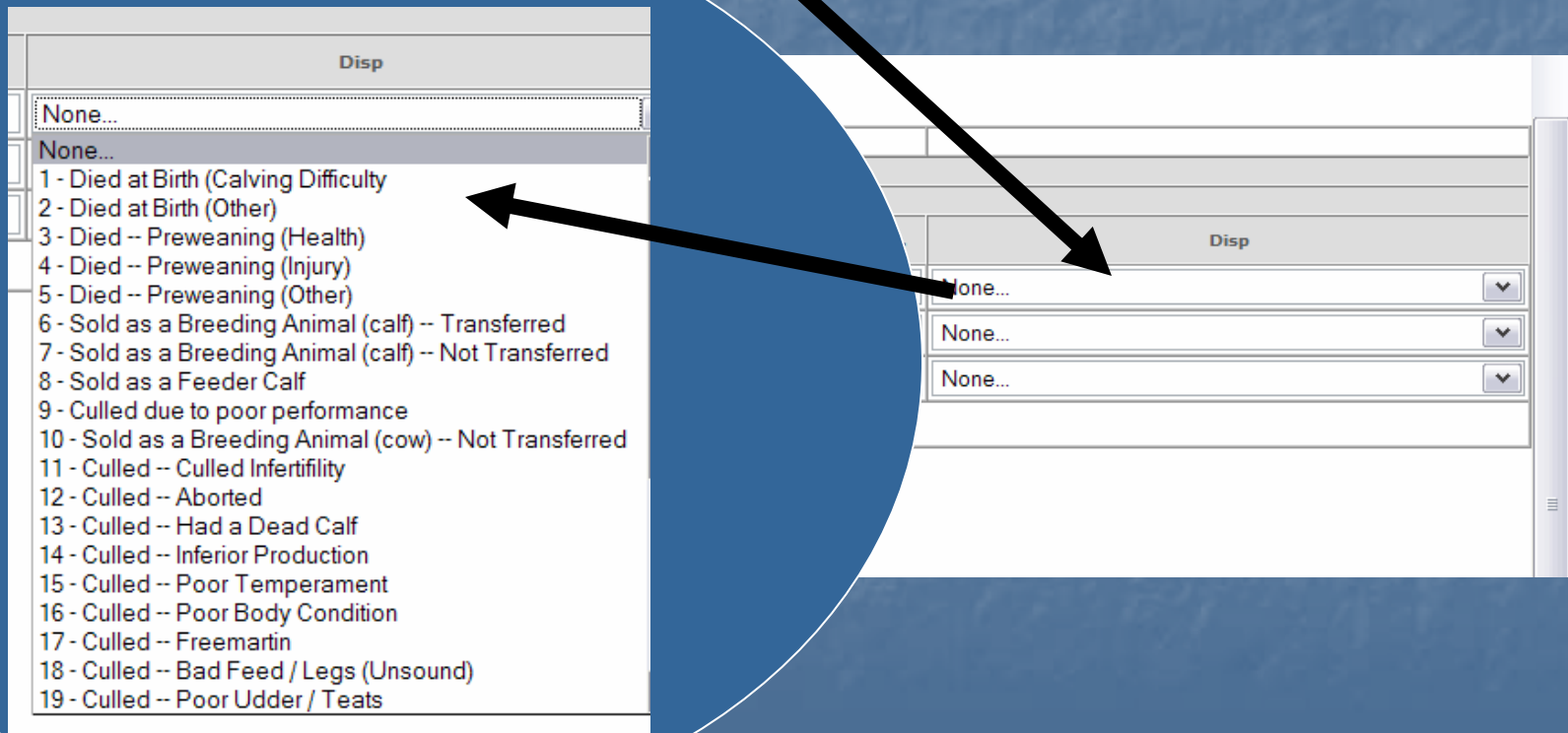
The image shows a screenshot of a 'Weaning Worksheet' form. The form is titled 'Weaning Worksheet' and 'Calf'. It has columns for 'Sex', 'Hip Ht.', and 'Disp'. The 'Sex' column has three rows, each with a 'Please select.....' dropdown menu. The 'Hip Ht.' column has three rows, each with a text input field. The 'Disp' column has three rows, each with a 'None...' dropdown menu. A circular callout on the left side of the form highlights the 'Hip Ht.' column, with the text 'Hip Ht.' displayed in a stylized font. Two black arrows point from the text 'Hip Heights must be taken by an approved technician.' to the 'Hip Ht.' column and the 'Disp' column.

Sex	Hip Ht.	Disp
Please select.....		None...
Please select.....		None...
Please select.....		None...

Registering Animals - Manually Entering Data Process

For Weaning Weight data entry only

Disposal Codes are to be used only when a calf has died, been culled or sold. Scroll through the options listed for a complete list of disposal codes.

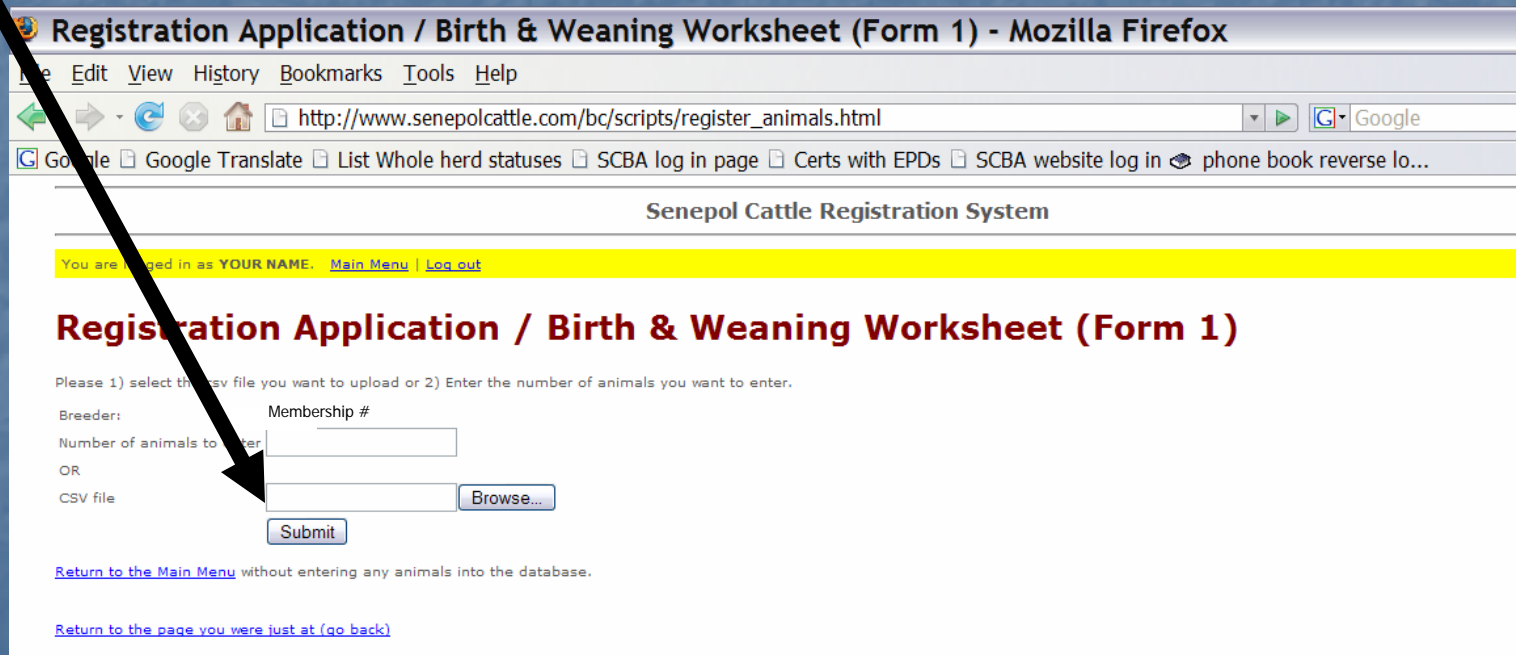


Registering Animals – Upload a CSV Spreadsheet

Prepare a CSV (comma separated value) spreadsheet with your data ahead of time.

Contact SCBA office for an Excel spreadsheet to use when registering cattle with this method.

It is highly recommended you use the manual method first before attempting to upload your data.



Registration Application / Birth & Weaning Worksheet (Form 1) - Mozilla Firefox

File Edit View History Bookmarks Tools Help

http://www.senepolcattle.com/bc/scripts/register_animals.html

Google

Google Google Translate List Whole herd statuses SCBA log in page Certs with EPDs SCBA website log in phone book reverse lo...

Senepol Cattle Registration System

You are logged in as YOUR NAME. [Main Menu](#) | [Log out](#)

Registration Application / Birth & Weaning Worksheet (Form 1)

Please 1) select the csv file you want to upload or 2) Enter the number of animals you want to enter.

Breeder: Membership #

Number of animals to enter:

OR

CSV file:

[Return to the Main Menu](#) without entering any animals into the database.

[Return to the page you were just at \(go back\)](#)

Registering Animals – Upload a CSV Spreadsheet

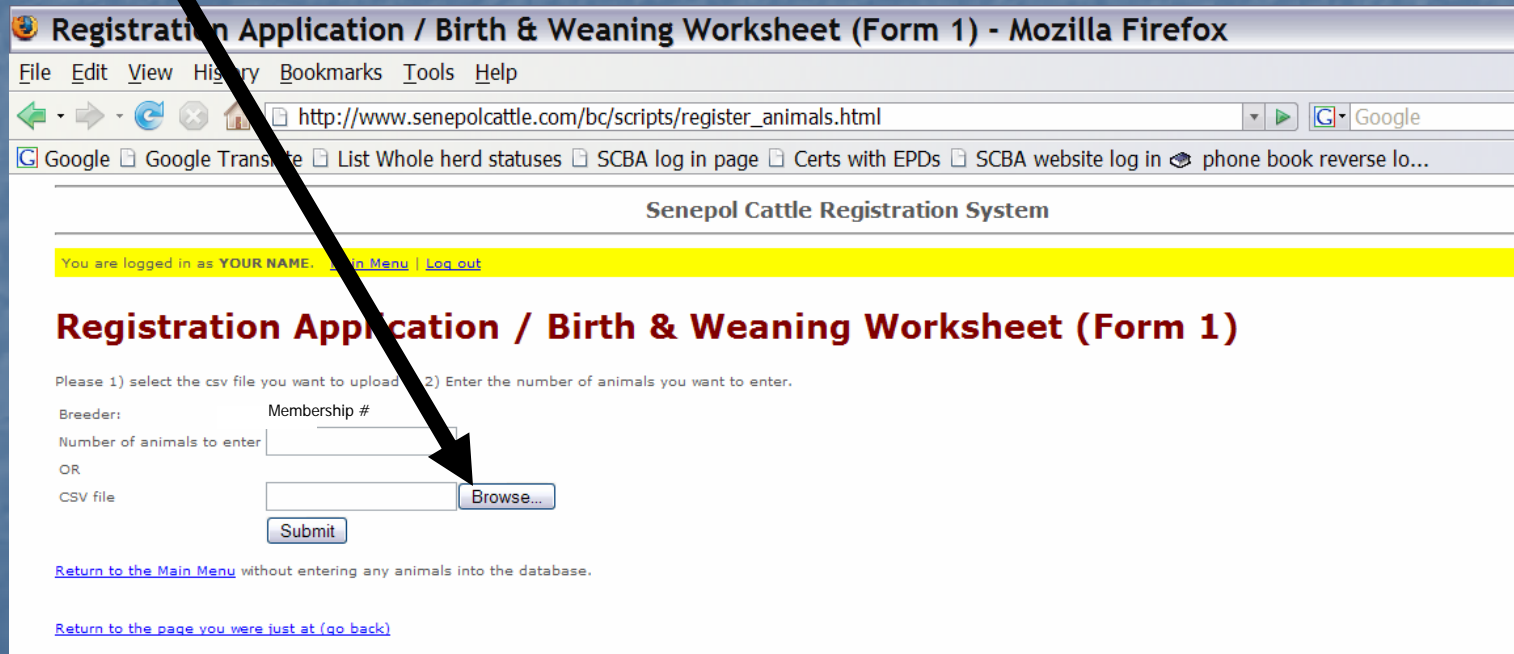
Example of a CSV file ready for uploading into database for registering calves. The same requirements used for manually registering you calves applies for CSV as well.

	A	B	C	D	E	F	G	H	I	J	K	L	M	N	O	P	Q	R	S	T	U	V	W	X	Y	Z	AA	AB	
1	1000130	4/23/2007																											
2	N	N	A	BGW	1S	1S	C	2	10	2006	1110282	1114110	75	2	5	P	1	1	BGW 1S		600	10	18	2006	1	1	C		
3	Y	N	A	BGW	2S	2S	C	2	10	2006	1110282	1114117	78	1	4	P	1	1	BGW 6000K 2S		651	10	18	2006	1	1	C	47.75	
4	Y	N	N	BGW	5S	5S	C	2	19	2006	1111226	1114141	80	1	5	P	1	1	BGW Mis Gene 5S		612	10	18	2006	1	1	C	45.75	
5	Y	N	A	BGW	6S	6S	C	2	19	2006	1108426	1114112	65	1	4	P	1	1	BGW Mis Quantas 6S		661	10	18	2006	1	1	C	46.75	
6	Y	N	N	BGW	12S	12S	C	2	25	2006	1111226	1114132	68	1	5	P	1	1	BGW Mis Gene 12S		583	10	18	2006	1	1	C	44	
7	Y	N	N	BGW	18S	18S	C	3	6	2006	1111226	1112458	70	1	5	P	1	1	BGW Mis Gene 18S		633	10	18	2006	1	1	C	46	
8	Y	N	N	BGW	19S	19S	C	3	8	2006	1111226	1112449	80	1	5	P	1	1	BGW Mis Gene 19S		647	10	18	2006	1	1	C	46.5	
9	Y	N	N	BGW	20S	20S	C	3	9	2006	1111226	1112490	70	1	5	P	1	1	BGW Mis Gene 20S		530	10	18	2006	1	1	C	44.5	
10	N	N	N	BGW	22S	22S	C	3	11	2006	1111226	1103218	75	1	4	P	1	1	BGW 22S		535	10	18	2006	1	1	C	43.5	
11	Y	N	N	BGW	23S	23S	C	3	15	2006	1111226	1112454	75	1	5	P	1	1	BGW Mis Gene 23S		567	10	18	2006	1	1	C	46	
12	Y	N	N	BGW	26S	26S	C	3	21	2006	1111226	1114111	72	1	5	P	1	1	BGW Mis Gene 26S		525	10	18	2006	1	1	C	44	
13	Y	N	N	BGW	27S	27S	C	3	22	2006	1111226	1112451	70	1	5	P	1	1	BGW Mis Gene 27S		518	10	18	2006	1	1	C	43.75	
14	Y	N	N	BGW	28S	28S	C	3	26	2006	1111226	1112447	70	1	5	P	1	1	BGW Mis Gene 28S		459	10	18	2006	1	1	C	43.5	
15	Y	N	N	BGW	30S	30S	C	4	2	2006	1111226	1115369	75	1	4	P	1	1	BGW Mis Gene 30S		621	10	18	2006	1	1	C	46.25	
16	Y	N	N	BGW	31S	31S	C	4	4	2006	1111226	1114128	75	1	5	P	1	1	BGW Mis Gene 31S		559	10	18	2006	1	1	C	44	
17	Y	N	N	BGW	32S	32S	C	4	4	2006	1111226	1112445	75	1	5	P	1	1	BGW Mis Gene 32S		510	10	18	2006	1	1	C	43	
18	Y	N	N	BGW	33S	33S	C	4	4	2006	1111226	1112442	70	1	5	P	1	1	BGW Mis Gene 33S		510	10	18	2006	1	1	C	44	
19	Y	N	N	BGW	34S	34S	C	4	8	2006	1111226	1078702	80	1	5	P	1	1	BGW Mis Gene 34S		565	10	18	2006	1	1	C	46	
20	Y	N	N	BGW	36S	36S	C	4	11	2006	1111226	1112459	75	1	4	P	1	1	BGW Mis Gene 36S		582	10	18	2006	1	1	C	45	
21	N	N	N	BGW	14S	14S	C	2	26	2006	1111226	1112443	72	1	5	P	1	1	BGW 14S		626	10	18	2006	1	1	C	47	
22																													
23																													

This file should be saved on your computer where you know where to find it easily.

Registering Animals – Upload a CSV Spreadsheet

Upload the already prepared CSV file by using the browse feature.



Registration Application / Birth & Weaning Worksheet (Form 1) - Mozilla Firefox

File Edit View History Bookmarks Tools Help

http://www.senepolcattle.com/bc/scripts/register_animals.html

Google Google Translate List Whole herd statuses SCBA log in page Certs with EPDs SCBA website log in phone book reverse lo...

Senepol Cattle Registration System

You are logged in as YOUR NAME. [Main Menu](#) | [Log out](#)

Registration Application / Birth & Weaning Worksheet (Form 1)

Please 1) select the csv file you want to upload 2) Enter the number of animals you want to enter.

Breeder: Membership #

Number of animals to enter

OR

CSV file

[Return to the Main Menu](#) without entering any animals into the database.

[Return to the page you were just at \(go back\)](#)

Overview Cattle Registry System

To enter weaning weights on animals – click here



Main Menu - Mozilla Firefox

File Edit View History Bookmarks Tools Help

http://www.senepolcattle.com/bc/mainmenu.html

Google Translate List Whole herd statuses SCBA log in page Certs with EPDs SCBA website log in phone book reverse lo...

Senepol Cattle Registration System

You are logged in as YOUR NAME. [Main Menu](#) | [Log out](#)

Main Menu

[Animals](#)

Links

- ◆ [Register animals](#)
- ◆ [Enter weaning weights](#)
- ◆ [Enter yearling weights](#)

"Query Reports"

- ◆ [Animals](#)
 - ◇ [Animals you have in Whole Herd Reporting, for a given year](#)

Account Options

- ◆ [Change Your Password](#)

[Return to the page you were just at \(go back\)](#)

[Go to the main menu](#)

[Log out](#)

Overview Cattle Registry System

To enter weaning weights

This is the same process as when registering animals. The same criteria exist with the exception that now you will need to enter the registration number of the animal first before entering the data.

You are logged in as YOUR NAME. [Main Menu](#) | [Log out](#)

Enter Weaning Weights

Breed: 5 -- Annaly Farms

	R		R	R		R		R
	Registration Number	Dam Weight	Weight	Date Weighed MM/DD/YYYY	Feed Code	Weaning Group	Weaning Sex	
1	<input type="text"/>	<input type="text"/>	<input type="text"/>	<input type="text"/>	Please select.....	<input type="text"/>	Please select.....	
2	<input type="text"/>	<input type="text"/>	<input type="text"/>	<input type="text"/>	Please select.....	<input type="text"/>	Please select.....	
3	<input type="text"/>	<input type="text"/>	<input type="text"/>	<input type="text"/>	Please select.....	<input type="text"/>	Please select.....	
4	<input type="text"/>	<input type="text"/>	<input type="text"/>	<input type="text"/>	Please select.....	<input type="text"/>	Please select.....	
5	<input type="text"/>	<input type="text"/>	<input type="text"/>	<input type="text"/>	Please select.....	<input type="text"/>	Please select.....	

R

Registration Number

1

2

3

4

5

To enter yearling weights on animals – click here



Main Menu - Mozilla Firefox

File Edit View History Bookmarks Tools Help

http://www.senepolcattle.com/bc/mainmenu.html

Google Translate List Whole herd statuses SCBA log in page Certs with EPDs SCBA website log in phone book reverse lo...

Senepol Cattle Registration System

You are logged in as YOUR NAME. [Main Menu](#) | [Log out](#)

Main Menu

[Animals](#)

Links

- ◆ [Register animals](#)
- ◆ [Enter weaning weights](#)
- ◆ [Enter yearling weights](#)

"Query Reports"

- ◆ **Animals**
 - ◆ [Animals you have in Whole Herd Reporting, for a given year](#)

Account Options

- ◆ [Change Your Password](#)

[Return to the page you were just at \(go back\)](#)

[Go to the main menu](#)

[Log out](#)

To enter yearling weights on animals

- Just as with Weaning, you must enter the Registration number first to enter Yearling data.

Enter Yearling Weights

Breeder: 5 -- Annaly Farms

Yearling Worksheet							
Registration Number	Yearling Sex	Date Weighed MM/DD/YYYY	Weight	Feeding	Group	Temp	Height
1	Please select.....			Please select.....			
2	Please select.....			Please select.....			
3	Please select.....			Please select.....			
4	Please select.....			Please select.....			
5	Please select.....			Please select.....			

R	
Registration Number	
1	
2	
3	
4	
5	

To enter yearling weights on animals

- Just as with Weaning, you must enter the Registration number first to enter Yearling data.

Enter Yearling Weights

Breeder: 5 -- Annaly Farms

R	R	R	R	R	R
Registration Number	Yearling Sex	Date Weighed MM/DD/YYYY	Weight	Feed Code	Yearling W
1	Please select.....			Please select.....	
2	Please select.....			Please select.....	
3	Please select.....			Please select.....	
4	Please select.....			Please select.....	
5	Please select.....			Please select.....	

Yearling Sex

Please select.....

Please select.....

Bull

Cow

Steer

To enter yearling weights on animals

- Enter yearling weight date in month, day, year format. Please note year must be 4 digit number (example 2007).

Enter Yearling Weights

Breeder: 5 -- Annaly Farms

Registration Number	Yearling Sex	Date Weighed MM/DD/YYYY	Weight	Feed Code
1	Please select.....			Please select.....
2	Please select.....			Please select.....
3	Please select.....			Please select.....
4	Please select.....			Please select.....
5	Please select.....			Please select.....

Date Weighed
MM/DD/YYYY

12/25/2007

To enter yearling weights on animals

- Enter yearling weight at weaning in Lbs. (not Kg)
1 Lbs = 2.2 Kg

Enter Yearling Weights

Breeder: 5 -- Annaly Farms

Registration Number	Yearling Sex	Date Weighed MM/DD/YYYY	Weight	Feed Code
1	Please select.....			Please select.....
2	Please select.....			Please select.....
3	Please select.....			Please select.....
4	Please select.....			Please select.....
5	Please select.....			Please select.....

Weight

859

To enter yearling weights on animals

- Choose the feed code which best describes how the animal was fed after weaning. If the animal was on pasture only choose #1, No Creep.

Enter Yearling Weights

Breeder: 5 -- Annaly Farms

Registration Number	Yearling Sex	Date Weighed MM/DD/YYYY	Weight	Feed Code
1	Please select.....			Please select.....
2	Please select.....			Please select.....
3	Please select.....			Please select.....
4	Please select.....			Please select.....
5	Please select.....			Please select.....

Submit Reset this form

Feed Code

Please select.....

Please select.....

- 1 - No Creep
- 2 - Creed Fed
- 3 - Other
- 4 - Foster Dam
- 5 - Twin raised as twin
- 6 - Twin raised as single
- 7 - Embryo Transfer

If the animal is an Embryo Transfer, be sure to select #7, Embryo Transfer.

To enter yearling weights on animals

- This field is optional. Enter a yearling group if you choose to separate your contemporary groups further.

Enter Y

Breeder: 5

		R				
Yearling Worksheet						
	Yearling Group	Hip Height	Scrotal Circum (cm)	Sheath Naval Score	Disposal Code	
1	1				None...	
2					None...	
3					None...	
4					None...	
5					None...	

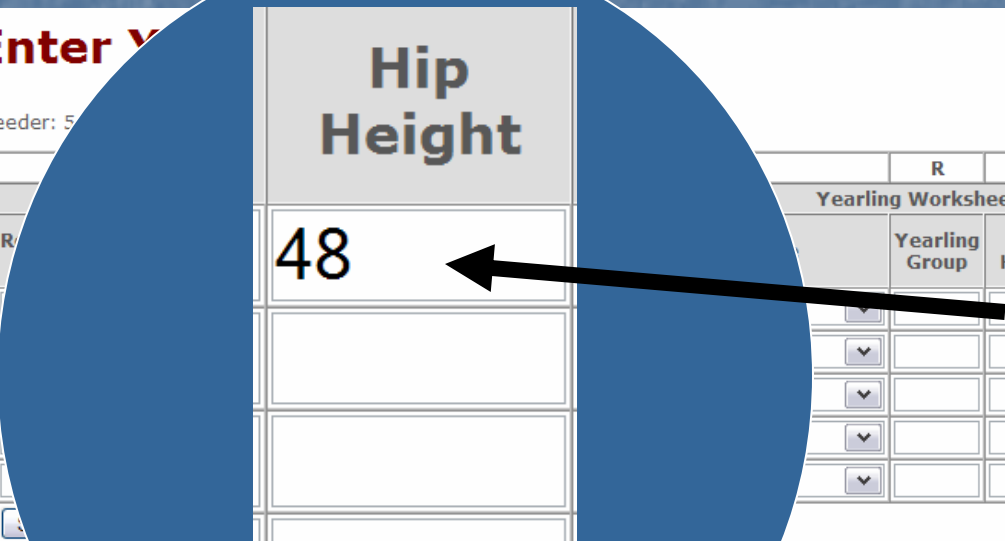
To enter yearling weights on animals

- This field is optional. Enter Yearling Hip Height to calculate a frame score. Measurements are in inches.

Enter Y

Breeder: 5

		R				
Yearling Worksheet						
	Yearling Group	Hip Height	Scrotal Circum (cm)	Sheath Naval Score	Disposal Code	
1	▼				None...	
2	▼				None...	
3	▼				None...	
4	▼				None...	
5	▼				None...	



To enter yearling weights on animals

- This field is optional. Enter Yearling scrotal circumference. Measurements are in cm.

Enter Y

Breeder: 5

		R				
Yearling Worksheet						
	Yearling Group	Hip Height	Scrotal Circum (cm)	Sheath Naval Score	Disposal Code	
1	▼				None...	
2	▼				None...	
3	▼				None...	
4	▼				None...	
5	▼				None...	

To enter yearling weights on animals

This field is optional. Enter Sheath Naval Score:

- T = Tight (very little loose skin)
- M – Medium (Intermediate, some loose skin, but not pendulous)
- L = Loose (Pendulous navel and prepuce)

Enter Yearling

Breeder: 5 -- A

Yearling Worksheet						
Sex	Yearling Group	Hip Height	Scrotal Circum (cm)	Sheath Naval Score	Disposal Code	
1	▼				None...	
2	▼				None...	
3	▼				None...	
4	▼				None...	
5	▼				None...	

Sheath Naval Score

T

To enter yearling weights on animals

Disposal Codes are to be used only when an animal has died, been culled or sold. Scroll through the options listed for a complete list of disposal codes.

The screenshot shows a software interface for entering yearling weights. A dropdown menu is open, displaying a list of disposal codes. The list includes options such as 'None...', '1 - Died at Birth (Calving Difficulty)', '2 - Died at Birth (Other)', '3 - Died -- Prewearing (Health)', '4 - Died -- Prewearing (Injury)', '5 - Died -- Prewearing (Other)', '6 - Sold as a Breeding Animal (calf) -- Transferred', '7 - Sold as a Breeding Animal (calf) -- Not Transferred', '8 - Sold as a Feeder Calf', '9 - Culled due to poor performance', '10 - Sold as a Breeding Animal (cow) -- Not Transferred', '11 - Culled -- Culled Infertility', '12 - Culled -- Aborted', '13 - Culled -- Had a Dead Calf', '14 - Culled -- Inferior Production', '15 - Culled -- Poor Temperament', '16 - Culled -- Poor Body Condition', '17 - Culled -- Freemartin', '18 - Culled -- Bad Feed / Legs (Unsound)', and '19 - Culled -- Poor Udder / Teats'. A black arrow points from the dropdown menu to a table on the right. The table has two columns: 'Sheath Naval Score' and 'Disposal Code'. The 'Disposal Code' column contains the text 'None...' in several rows.

Sheath Naval Score	Disposal Code
	None...
	None...
	None...
	None...
	None...

Overview Cattle Registry System

To view your WHR status for a certain year – click here



Main Menu - Mozilla Firefox

File Edit View History Bookmarks Tools Help

http://www.senepolcattle.com/bc/mainmenu.html

Google Translate List Whole herd statuses SCBA log in page Certs with EPDs SCBA website log in phone book reverse lo...

Senepol Cattle Registration System

You are logged in as YOUR NAME. [Main Menu](#) | [Log out](#)

Main Menu

- Animals

Links

- Register animals
- Enter weaning weights
- Enter weanling weights

"Query Reports"

- Animals
 - [Animals you have in Whole Herd Reporting, for a given year](#)

Account Options

- [Change Your Password](#)

[Return to the page you were just at \(go back\)](#)

[Go to the main menu](#)

[Log out](#)

Enter four digit year (example:2007) you wish to view & click "Submit".



The screenshot shows a web browser window with the title "View Report | Animals you have in Whole Herd Reporting, for a given year - Mozilla Firefox". The address bar shows the URL "http://www.senepolcattle.com/bc/view_report.html?qid=17". The browser's menu bar includes "File", "Edit", "View", "History", "Bookmarks", "Tools", and "Help". The page content includes a navigation bar with "Senepol Cattle Registration System" and a yellow status bar indicating the user is logged in as "YOUR NAME" with links for "Main Menu" and "Log out". The main heading is "Animals you have in Whole Herd Reporting, for a given year". Below this is a form with the instruction "Please enter in the year." and a text input field containing "2007". A "Submit" button is located below the input field. At the bottom of the form, there are three blue links: "Return to the page you were just at (go back)", "Go to the main menu", and "Log out". A large black arrow points from the text above to the "Submit" button.

View Report | Animals you have in Whole Herd Reporting, for a given year - Mozilla Firefox

File Edit View History Bookmarks Tools Help

http://www.senepolcattle.com/bc/view_report.html?qid=17

Google Google Translate List Whole herd statuses SCBA log in page Certs with EPDs SCBA website log in phone book revers

Senepol Cattle Registration System

You are logged in as YOUR NAME. [Main Menu](#) | [Log out](#)

Animals you have in Whole Herd Reporting, for a given year

Please enter in the year.

Year

[Return to the page you were just at \(go back\)](#)

[Go to the main menu](#)

[Log out](#)

Report is generated for Whole Herd Reporting, for a given year.

Senepol Cattle Registration System

You are logged in as YOUR NAME. [Main Menu](#) | [Log out](#)

Animals you have in Whole Herd Reporting, for a given year

Please select a year in the year.

Displaying 73 rows

year	reg number	name	whole herd status
2006	1062952	WC 7068	1A
2006	1062958	WC 7080	1A
2006	1063040	WC 7125	1A
2006	1063067	WC 7149	1A
2006	1064805	WC 7187	1A
2006	1064814	WC 7209	1A
2006	1068385	WC 7226B	1A
2006	1068394	WC 7237B	1A
2006	1068399	WC 7244B	1A
2006	1068412	WC 7258B	1A
2006	1068534	WC 7368C	1A
2006	1068585	WC 7371C	1A
2006	1068589	WC 7376C	1A
2006	1068645	WC 7436C	1A
2006	1068708	WC 7444C	1A
2006	1073594	WC 7518D	1A
2006	1073611	WC 7538D	1A
2006	1077095	WC 7713E	1A
2006	1077097	WC 7715E	1A
2006	1077126	WC 7744E	1A
2006	1078934	WC 7757E	1A
2006	1078979	WC 7827F	1A
2006	1082343	WC 7991G	1A
2006	1082351	WC 7999G	1A
2006	1100963	WC 8061G	1A

Done

Overview Cattle Registry System

To change your password – click here



Main Menu - Mozilla Firefox

File Edit View History Bookmarks Tools Help

http://www.senepolcattle.com/bc/mainmenu.html

Google Translate List Whole herd statuses SCBA log in page Certs with EPDs SCBA website log in phone book reverse lo...

Senepol Cattle Registration System

You are logged in as YOUR NAME. [Main Menu](#) | [Log out](#)

Main Menu

- Animals

Links

- [Register animals](#)
- [Enter weaning weights](#)
- [Enter yearling weights](#)

"Query Reports"

- Animals
 - [Animals you have in Whole Herd Reporting, for a given year](#)

Account Options

- [Change Your Password](#)

[Return to the page you were just at \(go back\)](#)

[Go to the main menu](#)

[Log out](#)